

COLLECTIVE





03

ABOUT EMAAR

04

DESTINATION

07

PROJECT OVERVIEW

09

LOCATION

11

INTERIOR DESIGN

13

AMENITIES

16

FLOOR PLANS

22

CALL TO ACTION



# SHAPING THE FUTURE OF DUBAI

Since 1997, Emaar has become one of the most prestigious developers in the world. While many claim epic projects, very few can count true icons in their portfolios such as Burj Khalifa, the world's tallest tower, The Dubai Mall, the world's largest shopping and entertainment destination and The Dubai Fountain, the world's highest performing fountain.

Emaar also boasts lifestyle elevating developments such as Downtown Dubai, Dubai Marina, Arabian Ranches, Emirates Hills, The Greens, The Views, and one the latest additions to its portfolio, Dubai Hills Estate.







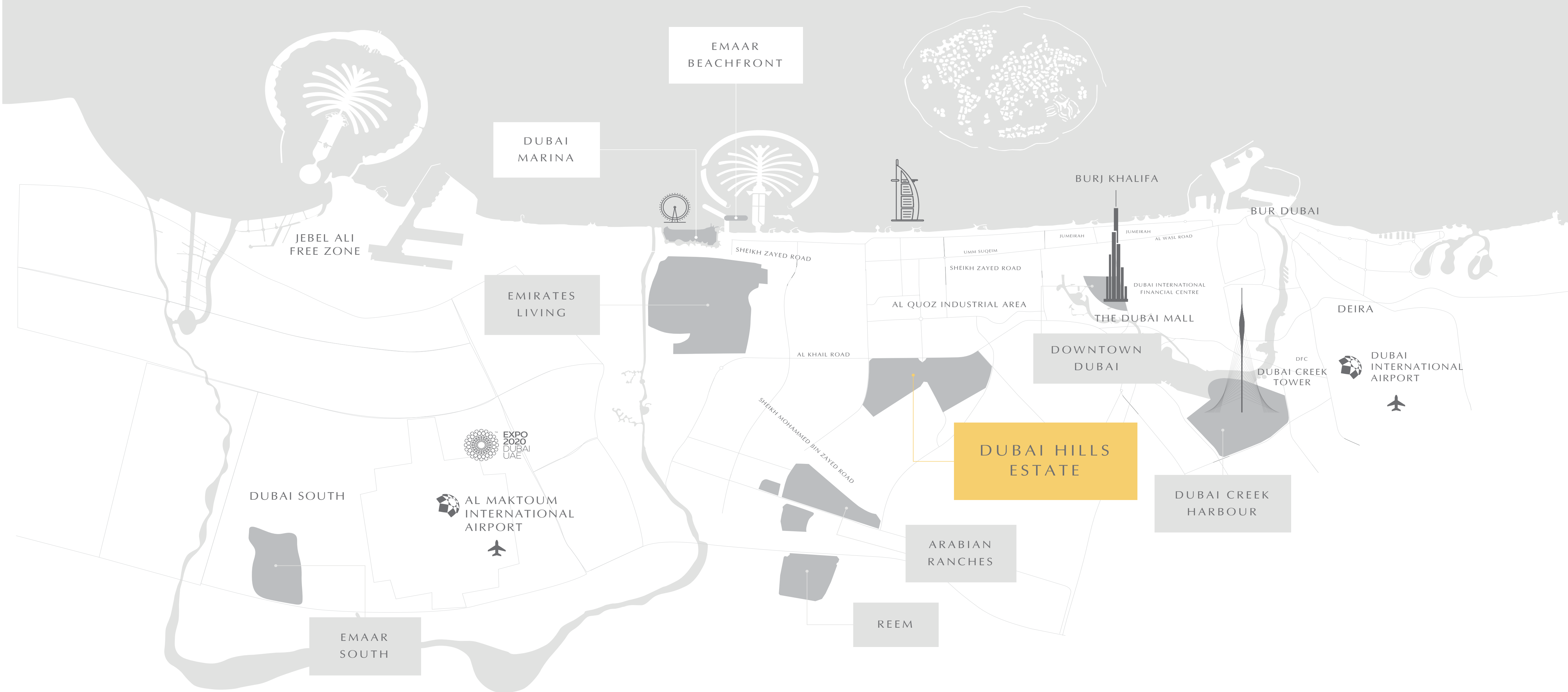
## DUBAI HILLS ESTATE

### WHERE LIFE IS EXTRAORDINARY

Dubai Hills Estate is a collection of elegantly designed neighbourhoods set around an 18-hole championship golf course. The 2,700-acre 'city within a city' encompasses Dubai Hills Mall, Dubai Hills Park, a vibrant boulevard, community retail centres, restaurants and much more.

Dubai Hills Estate is most known for its vast stretches of landscaped parks and gardens, winding walkways, and extensive open areas. Completing the trendsetting lifestyle are breath-taking views of the Dubai skyline.





3

Office Hubs



282,000 SQM

Regional Mall in the vicinity



3 SCHOOLS

in the vicinity



1,450,000 SQM

Parks & Open Spaces in the vicinity



54 KM

Bicycle Routes



2 METRO LINES

in the vicinity





## DUBAI'S NEW CENTRAL HUB

Dubai Hills Estate is centrally located between Downtown Dubai on the north and Arabian Ranches in the south. The area is easily accessible from every quarter of Dubai through major roads, 3 metro stations, 2 metro lines and an integrated bus network.





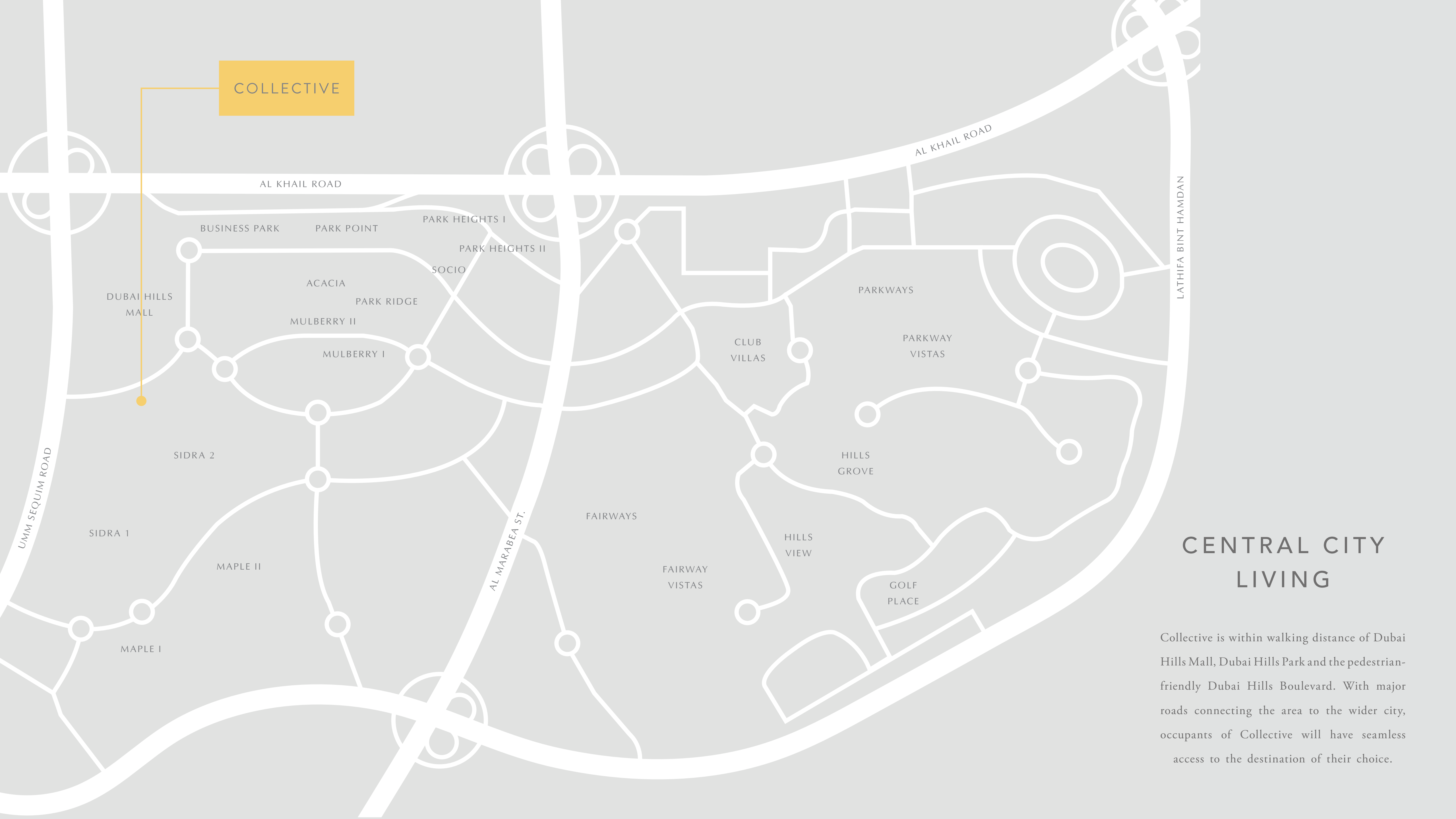
## A NEW ERA OF CO-LIVING SPACES

From the developer that brought you Burj Khalifa, The Dubai Mall and Dubai Marina comes an unexpected side of Dubai Hills Estate. Collective is a purpose-built and purpose-designed destination for those who seek a shared experience.



BRINGING  
WORLD-CLASS  
PERKS TO  
CO-LIVING LIFE






COLLECTIVE

## CENTRAL CITY LIVING

Collective is within walking distance of Dubai Hills Mall, Dubai Hills Park and the pedestrian-friendly Dubai Hills Boulevard. With major roads connecting the area to the wider city, occupants of Collective will have seamless access to the destination of their choice.



Dubai now has the social and collaborative setting young professionals, entrepreneurs and creatives from all walks of life need to work, play and prosper.







## WARM & CONTEMPORARY

Collective is conceived to be a beautifully designed building with spacious rooms that are contemporary but warm, industrial yet elegant.



## HOMELY & FUNCTIONAL

Enjoy living areas that were conceived to foster a sense of community. Relish a modern lifestyle in homely yet and highly functional spaces that encourage interaction and collaboration. Hang out, meet your neighbours and make yourself at home.







## INDOOR & OUTDOOR LOUNGE AREAS

The lounges, whether they're indoor or outdoor, add the most important dimension to life in Collective. Dynamic, colourful with modern minimalist furniture, each common room offers plenty of space to meet, entertain and relax.





## EXCLUSIVE FITNESS & LEISURE AMENITIES

Residents of Collective will be spoilt for choice with numerous activities within the building. Sports fans will delight in a fully-equipped gymnasium and a game room. Others can unwind by the beautiful outdoor swimming pool.





## WELCOME HOME

A destination of choice for a new generation of aspiring home-owners, Collective is all about the experience of sharing. Return home to the homeliest of places, before even ascending to your apartment.



# COLLECTIVE

## FLOOR PLANS

### TOWER 1



COLLECTIVE  
TOWER I  
1 BEDROOM

UNIT 04 | LEVEL 01, 11, 12-16

SUITE AREA	460.59 SQ.FT.	42.79 SQ.M.
BALCONY AREA	26.37 SQ.FT.	2.45 SQ.M.
TOTAL AREA	486.96 SQ.FT.	45.24 SQ.M.

UNIT 04 & 13 | LEVEL 02-10

SUITE AREA	460.91SQ.FT.	42.82 SQ.M.
BALCONY AREA	26.05 SQ.FT.	2.42 SQ.M.
TOTAL AREA	486.96 SQ.FT.	45.24 SQ.M.

UNIT 14 | LEVEL 02-10

SUITE AREA	459.62 SQ.FT.	42.70 SQ.M.
BALCONY AREA	26.05 SQ.FT.	2.42 SQ.M.
TOTAL AREA	485.67 SQ.FT.	45.12 SQ.M.

KEY PLAN - TOWER I

LEVEL 01

LEVEL 02-10

Boulevard & Mall

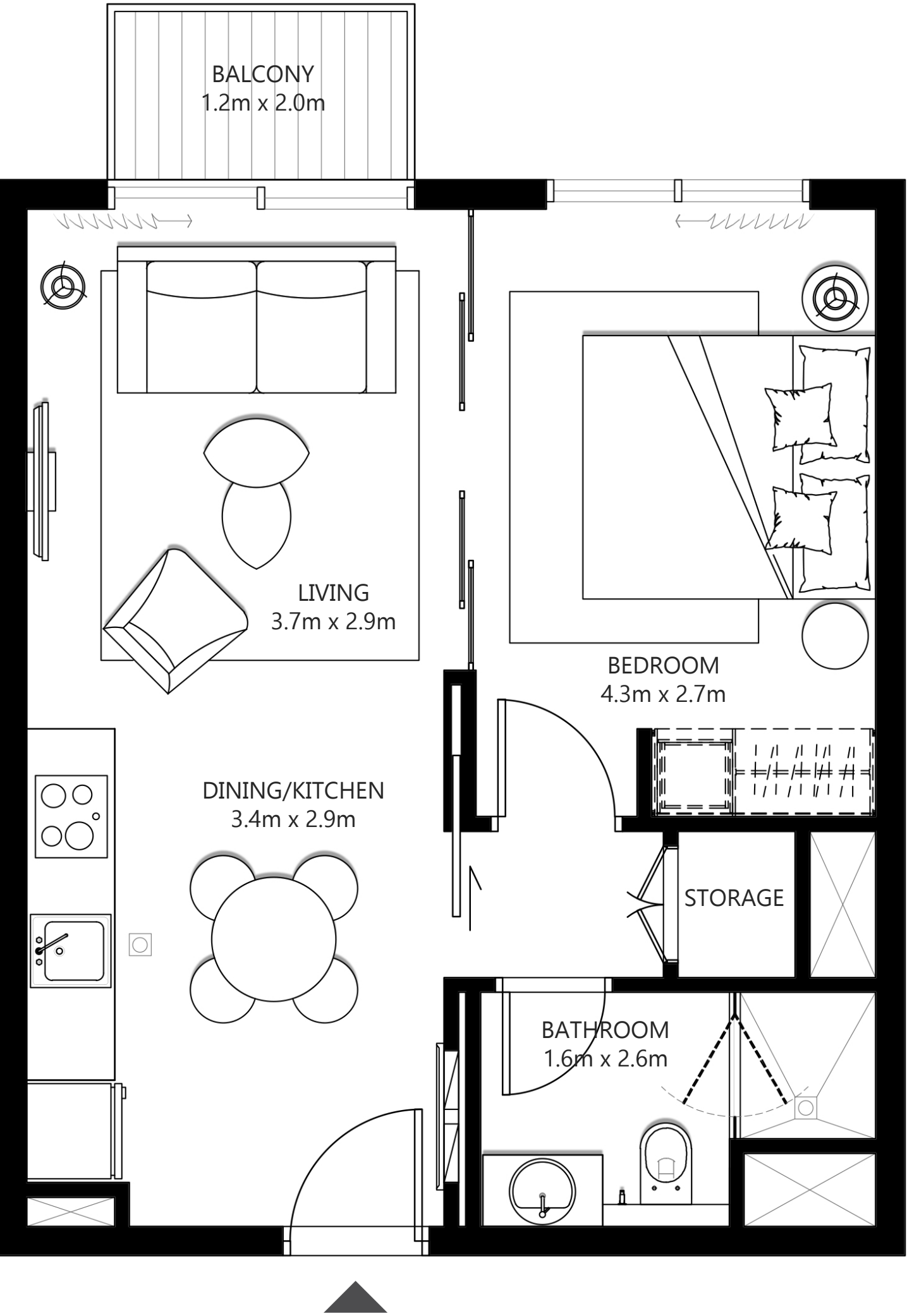
Boulevard & Mall

LEVEL 11

LEVEL 12-16

Boulevard & Mall

Boulevard & Mall



**FLOOR PLAN** 1. All dimensions are in imperial and metric, and measured from finish to finish excluding construction tolerances. 2. All materials, dimensions, and drawings are approximate only. 3. Information is subject to change without notice, at developer's absolute discretion. 4. Actual area may vary from the stated area. 5. Drawings not to scale. 6. All images used are for illustrative purposes only and do not represent the actual size, features, specifications, fittings, and furnishings. 7. The developer reserves the right to make revisions / alterations, at it's absolute discretion, without any liability whatsoever.

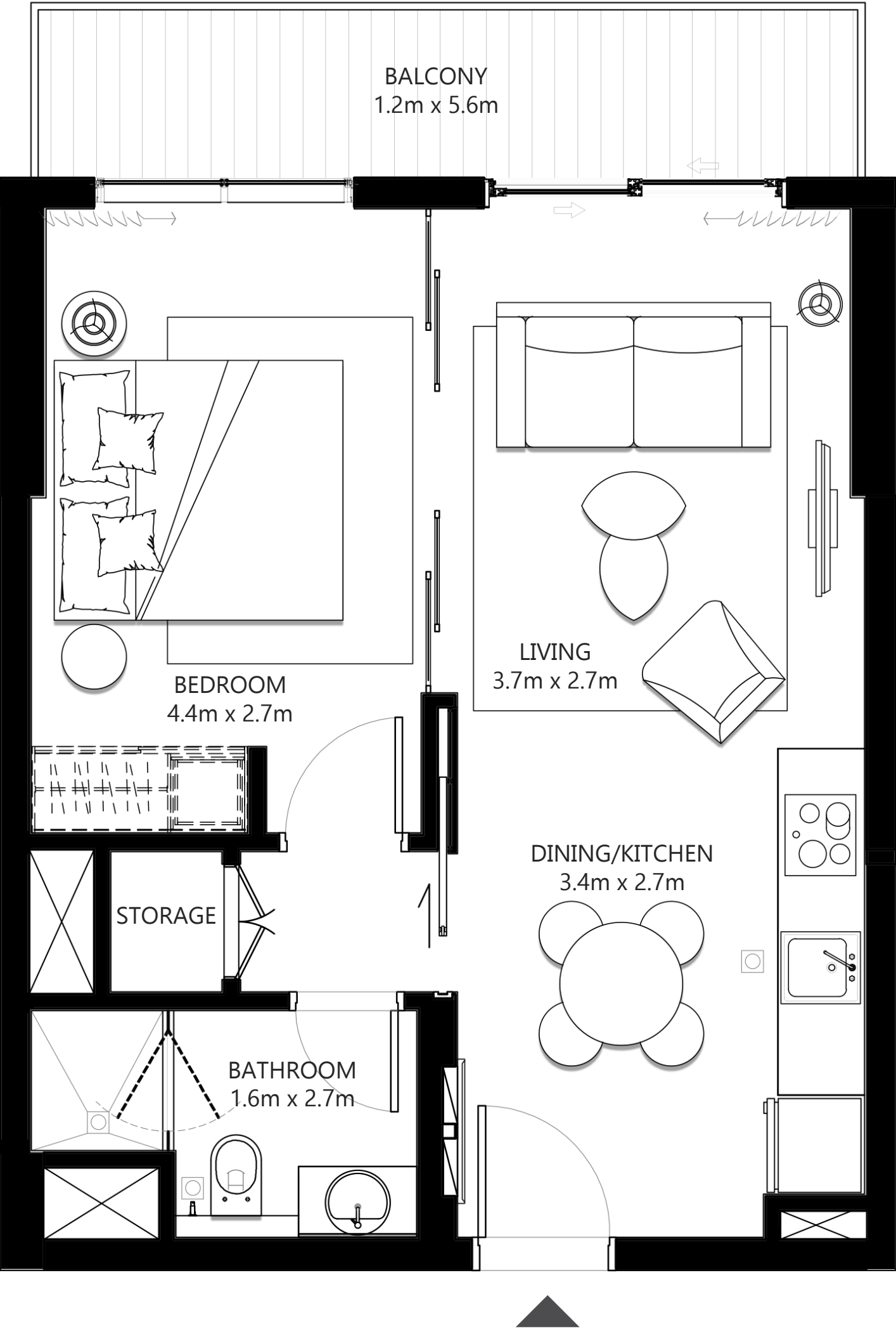
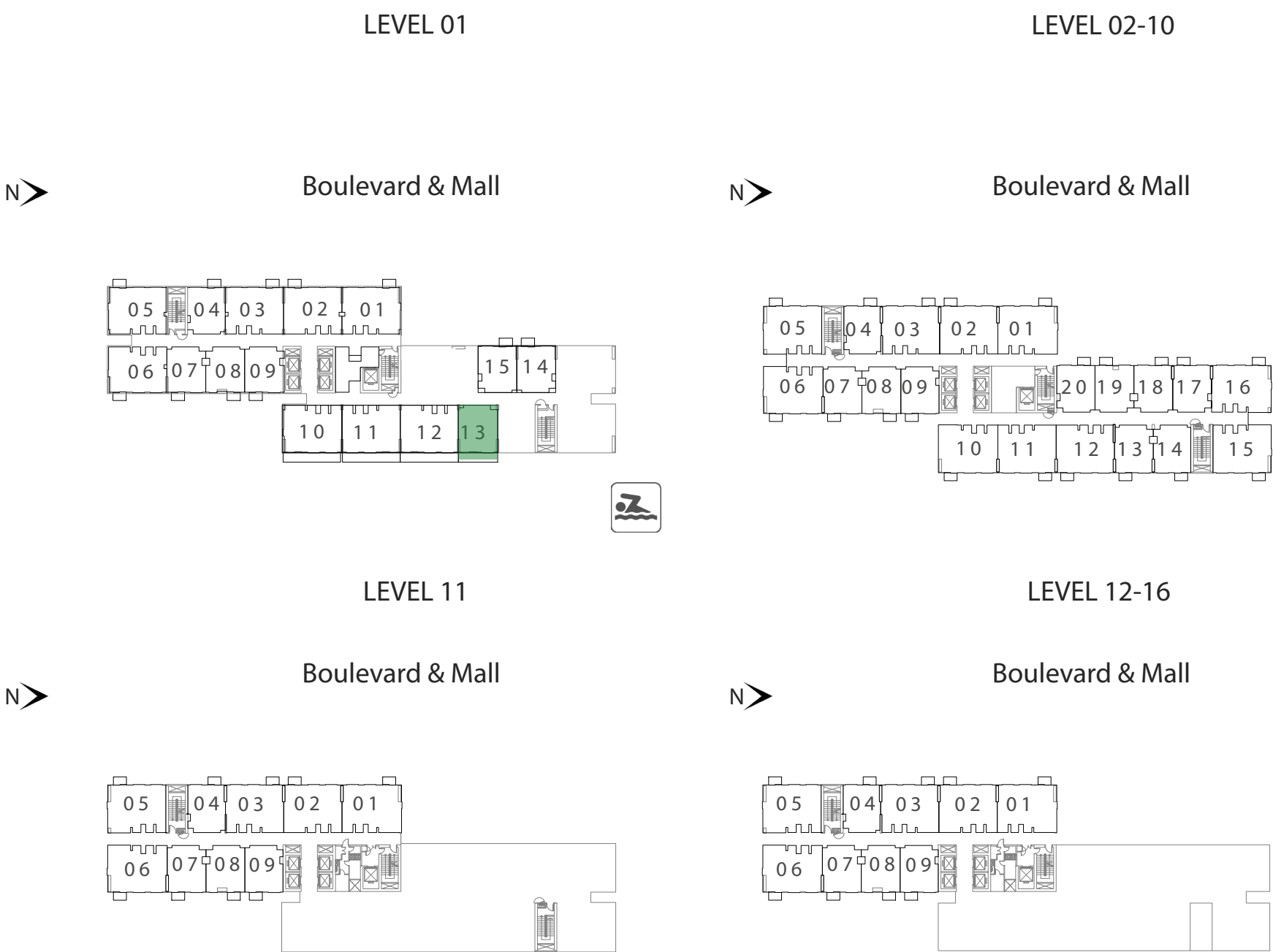


COLLECTIVE  
TOWER I  
1 BEDROOM

UNIT 13 | LEVEL 01

SUITE AREA	460.91 SQ.FT.	42.82 SQ.M.
BALCONY AREA	75.99 SQ.FT.	7.06 SQ.M.
TOTAL AREA	536.90 SQ.FT.	49.88 SQ.M.

KEY PLAN - TOWER I



**FLOOR PLAN** 1. All dimensions are in imperial and metric, and measured from finish to finish excluding construction tolerances. 2. All materials, dimensions, and drawings are approximate only. 3. Information is subject to change without notice, at developer's absolute discretion. 4. Actual area may vary from the stated area. 5. Drawings not to scale. 6. All images used are for illustrative purposes only and do not represent the actual size, features, specifications, fittings, and furnishings. 7. The developer reserves the right to make revisions / alterations, at it's absolute discretion, without any liability whatsoever.



COLLECTIVE  
TOWER I  
1 BEDROOM

UNIT 15 & 14 | LEVEL 01  
UNIT 07, 17, 18 & 19 | LEVEL 02-10

SUITE AREA	449.93 SQ.FT.	41.80 SQ.M.
BALCONY AREA	26.05 SQ.FT.	2.42 SQ.M.
TOTAL AREA	475.98 SQ.FT.	44.22 SQ.M.

UNIT 08 | LEVEL 01, 11, 12-16

SUITE AREA	449.18 SQ.FT.	41.73 SQ.M.
BALCONY AREA	26.37 SQ.FT.	2.45 SQ.M.
TOTAL AREA	475.55 SQ.FT.	44.18 SQ.M.

UNIT 09 | LEVEL 01, 11, 12-16

SUITE AREA	455.42 SQ.FT.	42.31 SQ.M.
BALCONY AREA	26.37 SQ.FT.	2.45 SQ.M.
TOTAL AREA	481.79 SQ.FT.	44.76 SQ.M.

UNIT 09 & 20 | LEVEL 02-10

SUITE AREA	455.74 SQ.FT.	42.34 SQ.M.
BALCONY AREA	26.05 SQ.FT.	2.42 SQ.M.
TOTAL AREA	481.79 SQ.FT.	44.76 SQ.M.

UNIT 08 | LEVEL 02-10

SUITE AREA	449.50 SQ.FT.	41.76 SQ.M.
BALCONY AREA	26.05 SQ.FT.	2.42 SQ.M.
TOTAL AREA	475.55 SQ.FT.	44.18 SQ.M.

UNIT 07 | LEVEL 01, 11 & 12-16

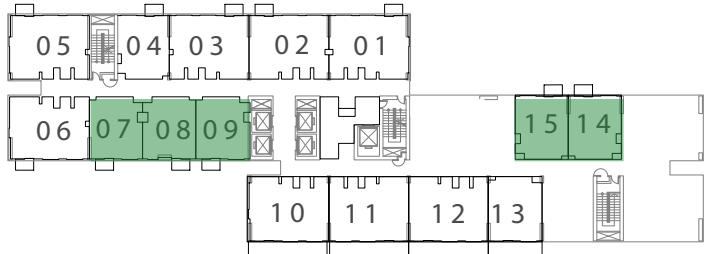
SUITE AREA	449.61 SQ.FT.	41.77 SQ.M.
BALCONY AREA	26.37 SQ.FT.	2.45 SQ.M.
TOTAL AREA	475.98 SQ.FT.	44.22 SQ.M.

KEY PLAN - TOWER I

LEVEL 01



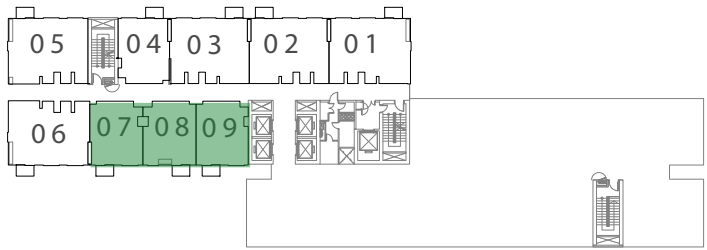
Boulevard & Mall



LEVEL 11



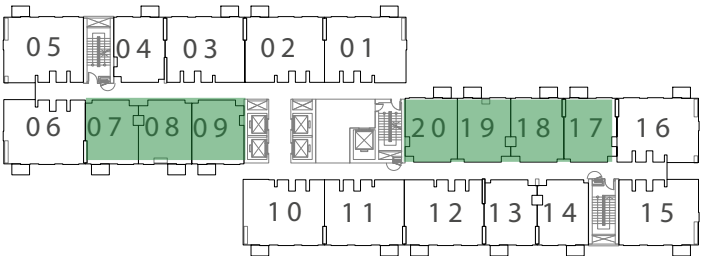
Boulevard & Mall



LEVEL 02-10



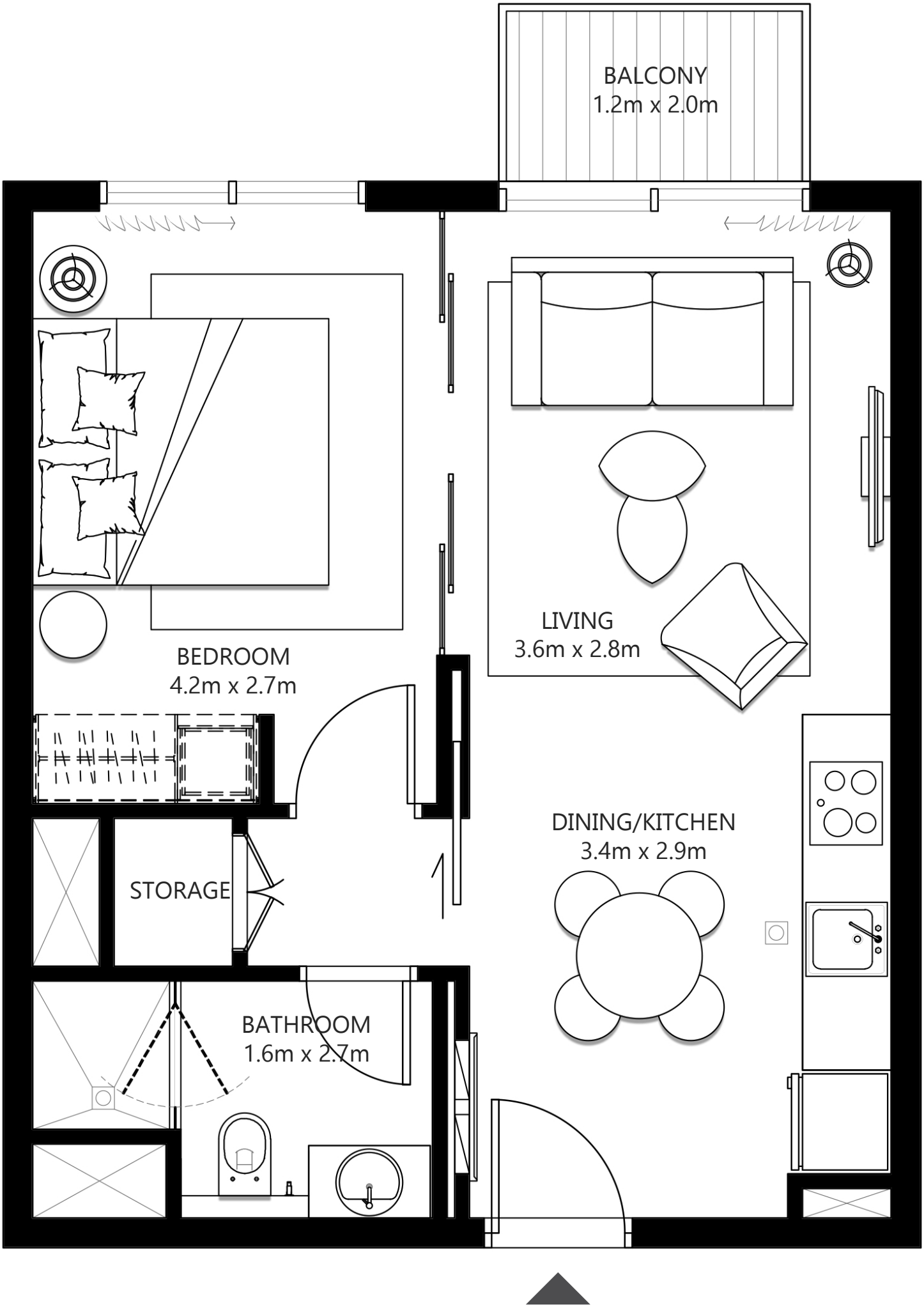
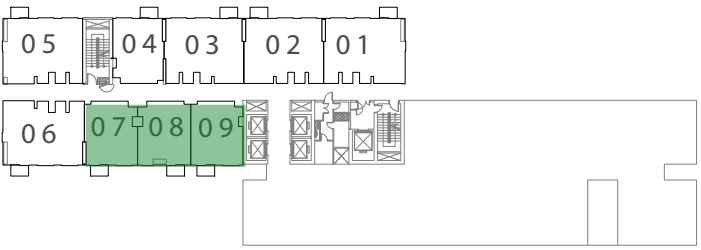
Boulevard & Mall



LEVEL 12-16



Boulevard & Mall



**FLOOR PLAN** 1. All dimensions are in imperial and metric, and measured from finish to finish excluding construction tolerances. 2. All materials, dimensions, and drawings are approximate only. 3. Information is subject to change without notice, at developer's absolute discretion. 4. Actual area may vary from the stated area. 5. Drawings not to scale. 6. All images used are for illustrative purposes only and do not represent the actual size, features, specifications, fittings, and furnishings. 7. The developer reserves the right to make revisions / alterations, at it's absolute discretion, without any liability whatsoever.



COLLECTIVE  
TOWER I  
2 BEDROOM

UNIT 03 | LEVEL 01, 11, 12-16

SUITE AREA	695.46 SQ.FT.	64.61 SQ.M.
BALCONY AREA	26.37 SQ.FT.	2.45 SQ.M.
TOTAL AREA	721.83 SQ.FT.	67.06 SQ.M.

UNIT 03 & 12 | LEVEL 02-10

SUITE AREA	695.78 SQ.FT.	64.64 SQ.M.
BALCONY AREA	26.05 SQ.FT.	2.42 SQ.M.
TOTAL AREA	721.83 SQ.FT.	67.06 SQ.M.

UNIT 02 & 11 | LEVEL 02-10

SUITE AREA	697.29 SQ.FT.	64.78 SQ.M.
BALCONY AREA	26.05 SQ.FT.	2.42 SQ.M.
TOTAL AREA	723.34 SQ.FT.	67.20 SQ.M.

UNIT 02 | LEVEL 01, 11 & 12-16

SUITE AREA	696.96 SQ.FT.	64.75 SQ.M.
BALCONY AREA	26.37 SQ.FT.	2.45 SQ.M.
TOTAL AREA	723.33 SQ.FT.	67.20 SQ.M.

KEY PLAN - TOWER I

LEVEL 01

LEVEL 02-10

Boulevard & Mall

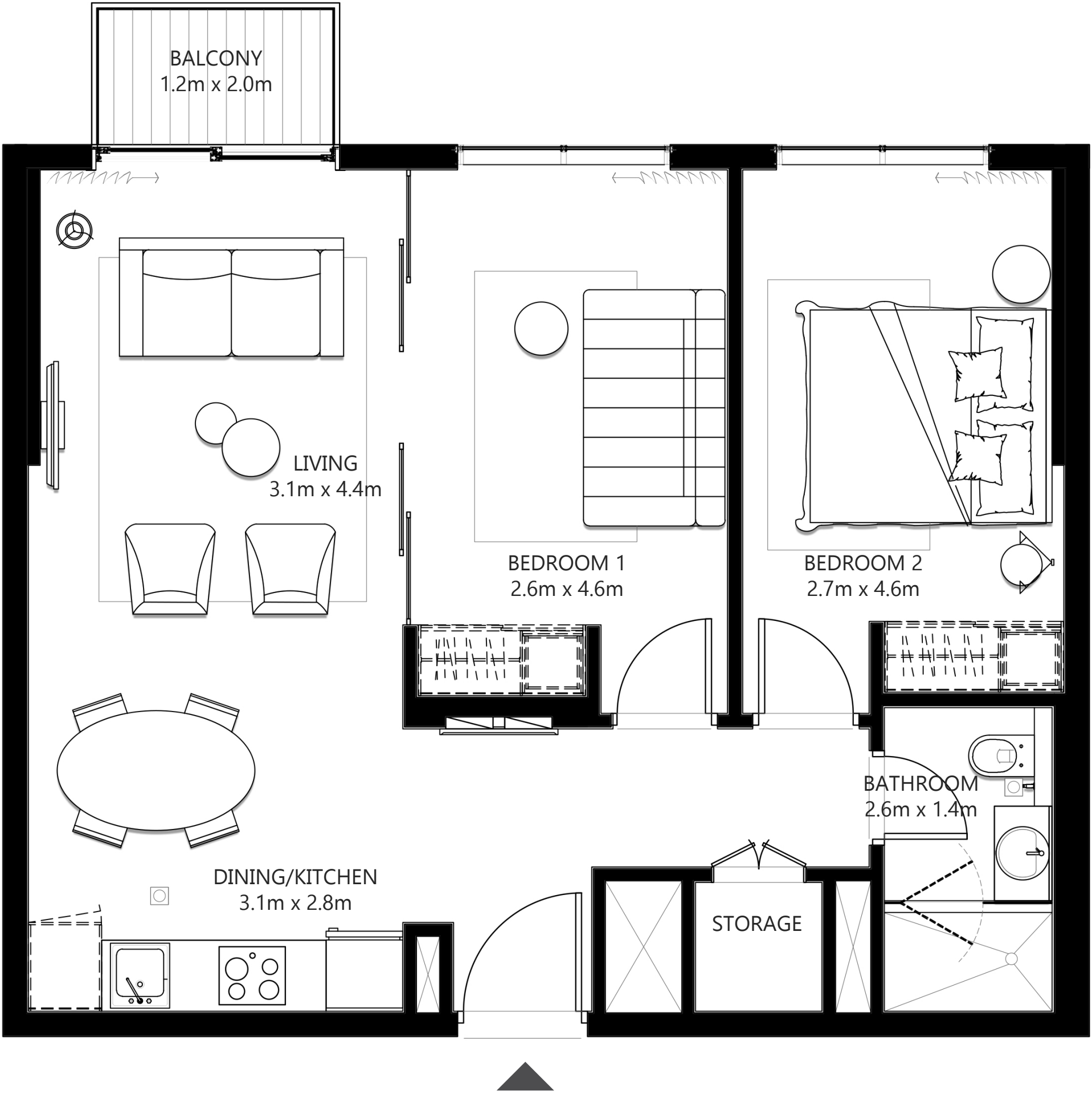
Boulevard & Mall

LEVEL 11

LEVEL 12-16

Boulevard & Mall

Boulevard & Mall



**FLOOR PLAN** 1. All dimensions are in imperial and metric, and measured from finish to finish excluding construction tolerances. 2. All materials, dimensions, and drawings are approximate only. 3. Information is subject to change without notice, at developer's absolute discretion. 4. Actual area may vary from the stated area. 5. Drawings not to scale. 6. All images used are for illustrative purposes only and do not represent the actual size, features, specifications, fittings, and furnishings. 7. The developer reserves the right to make revisions / alterations, at it's absolute discretion, without any liability whatsoever.



COLLECTIVE  
TOWER I  
2 BEDROOM

UNIT 11 | LEVEL 01

SUITE AREA	697.28 SQ.FT.	64.78 SQ.M.
BALCONY AREA	116.14 SQ.FT.	10.79 SQ.M.
TOTAL AREA	813.42 SQ.FT.	75.57 SQ.M.

UNIT 12 | LEVEL 01

SUITE AREA	695.77 SQ.FT.	64.64 SQ.M.
BALCONY AREA	115.81 SQ.FT.	10.76 SQ.M.
TOTAL AREA	811.59 SQ.FT.	75.40 SQ.M.

KEY PLAN - TOWER I

LEVEL 01

LEVEL 02-10

Boulevard & Mall

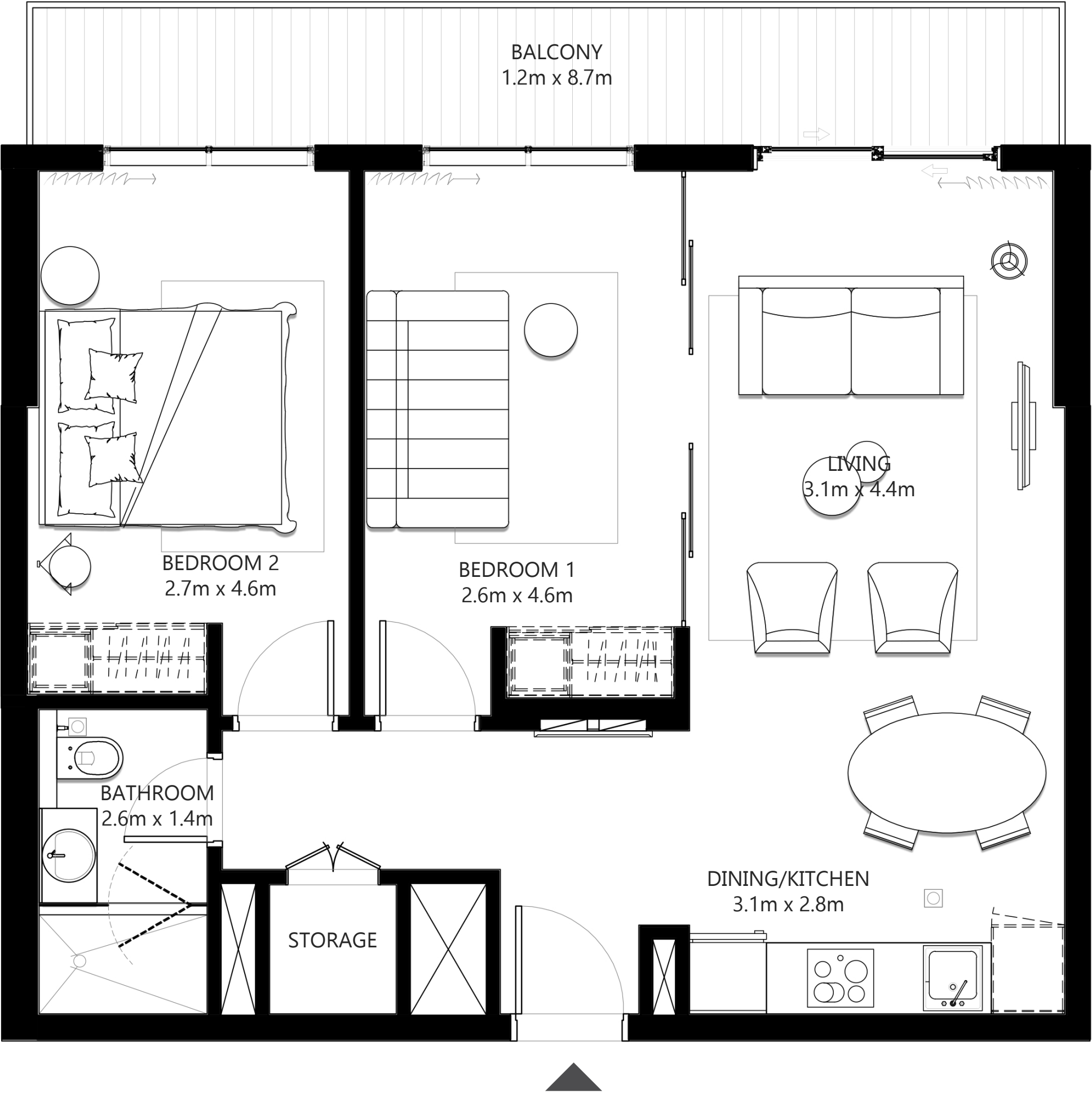
Boulevard & Mall

LEVEL 11

LEVEL 12-16

Boulevard & Mall

Boulevard & Mall



**FLOOR PLAN** 1. All dimensions are in imperial and metric, and measured from finish to finish excluding construction tolerances. 2. All materials, dimensions, and drawings are approximate only. 3. Information is subject to change without notice, at developer's absolute discretion. 4. Actual area may vary from the stated area. 5. Drawings not to scale. 6. All images used are for illustrative purposes only and do not represent the actual size, features, specifications, fittings, and furnishings. 7. The developer reserves the right to make revisions / alterations, at it's absolute discretion, without any liability whatsoever.



COLLECTIVE  
TOWER I  
2 BEDROOM

UNIT 06 | LEVEL 01, 11, 12-16

SUITE AREA	700.62 SQ.FT.	65.09 SQ.M.
BALCONY AREA	26.37 SQ.FT.	2.45 SQ.M.
TOTAL AREA	726.99 SQ.FT.	67.54 SQ.M.

UNIT 06 & 16 | LEVEL 02-10

SUITE AREA	700.95 SQ.FT.	65.12 SQ.M.
BALCONY AREA	26.05 SQ.FT.	2.42 SQ.M.
TOTAL AREA	727.00 SQ.FT.	67.54 SQ.M.

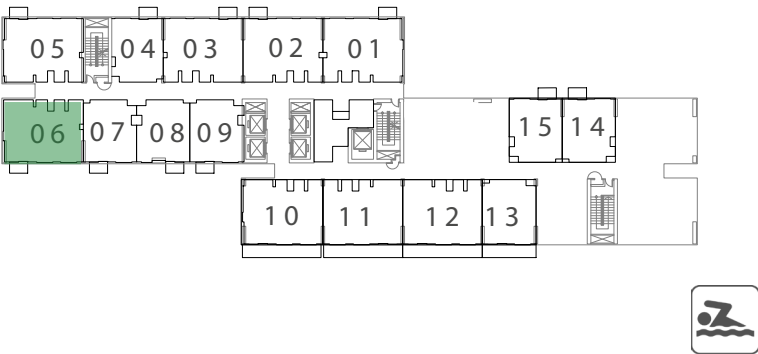
KEY PLAN - TOWER I

LEVEL 01

LEVEL 02-10



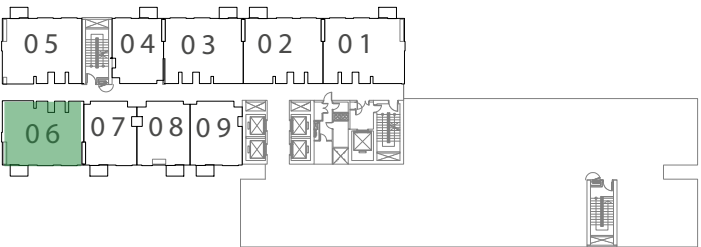
Boulevard & Mall



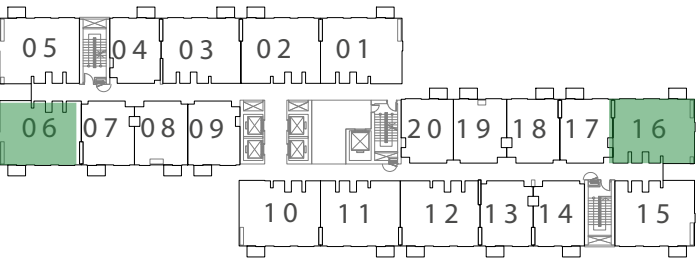
LEVEL 11



Boulevard & Mall



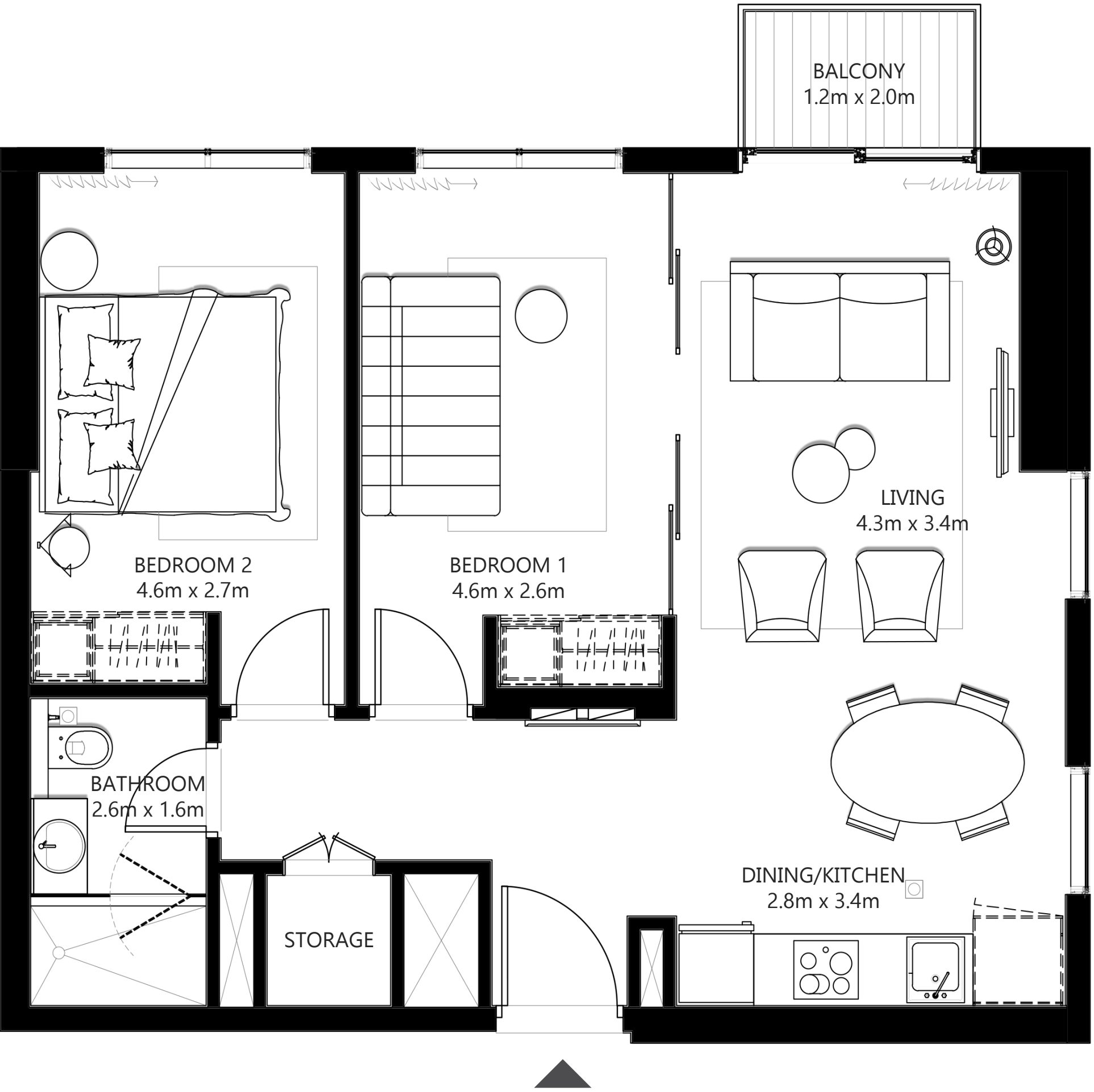
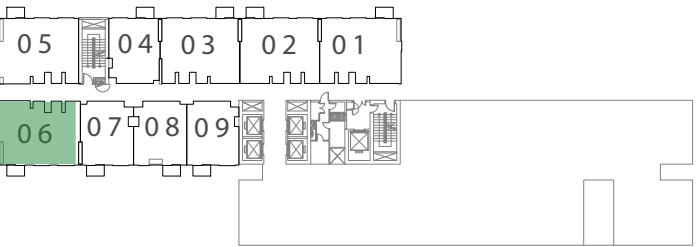
Boulevard & Mall



LEVEL 12-16



Boulevard & Mall



**FLOOR PLAN** 1. All dimensions are in imperial and metric, and measured from finish to finish excluding construction tolerances. 2. All materials, dimensions, and drawings are approximate only. 3. Information is subject to change without notice, at developer's absolute discretion. 4. Actual area may vary from the stated area. 5. Drawings not to scale. 6. All images used are for illustrative purposes only and do not represent the actual size, features, specifications, fittings, and furnishings. 7. The developer reserves the right to make revisions / alterations, at it's absolute discretion, without any liability whatsoever.



# COLLECTIVE TOWER I 2 BEDROOM

## UNIT 05 | LEVEL 01, 11, 12-16

SUITE AREA	715.48 SQ.FT.	66.47 SQ.M.
BALCONY AREA	26.37 SQ.FT.	2.45 SQ.M.
TOTAL AREA	741.85 SQ.FT.	68.92 SQ.M.

## UNIT 01 | LEVEL 01, 11, 12-16

SUITE AREA	713.75 SQ.FT.	66.31 SQ.M.
BALCONY AREA	26.37 SQ.FT.	2.45 SQ.M.
TOTAL AREA	740.12 SQ.FT.	68.76 SQ.M.

## UNIT 01, 05 & 15 | LEVEL 02-10

SUITE AREA	715.80 SQ.FT.	66.50 SQ.M.
BALCONY AREA	26.05 SQ.FT.	2.42 SQ.M.
TOTAL AREA	741.85 SQ.FT.	68.92 SQ.M.

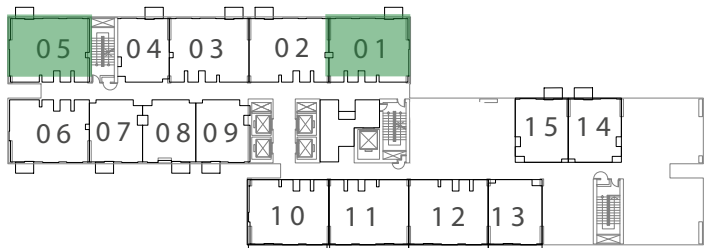
## UNIT 10 | LEVEL 02-10

SUITE AREA	714.62 SQ.FT.	66.39 SQ.M.
BALCONY AREA	26.05 SQ.FT.	2.42 SQ.M.
TOTAL AREA	740.67 SQ.FT.	68.81 SQ.M.

KEY PLAN - TOWER I

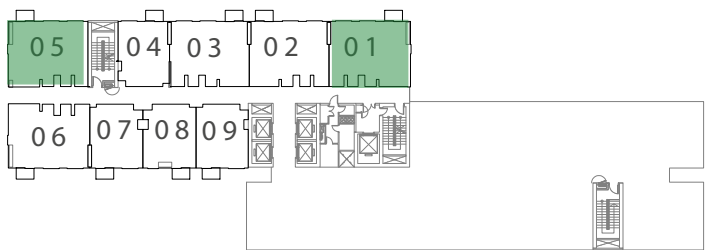
LEVEL 01

Boulevard & Mall



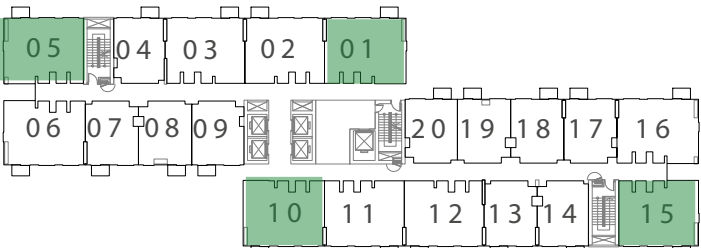
LEVEL 11

Boulevard & Mall



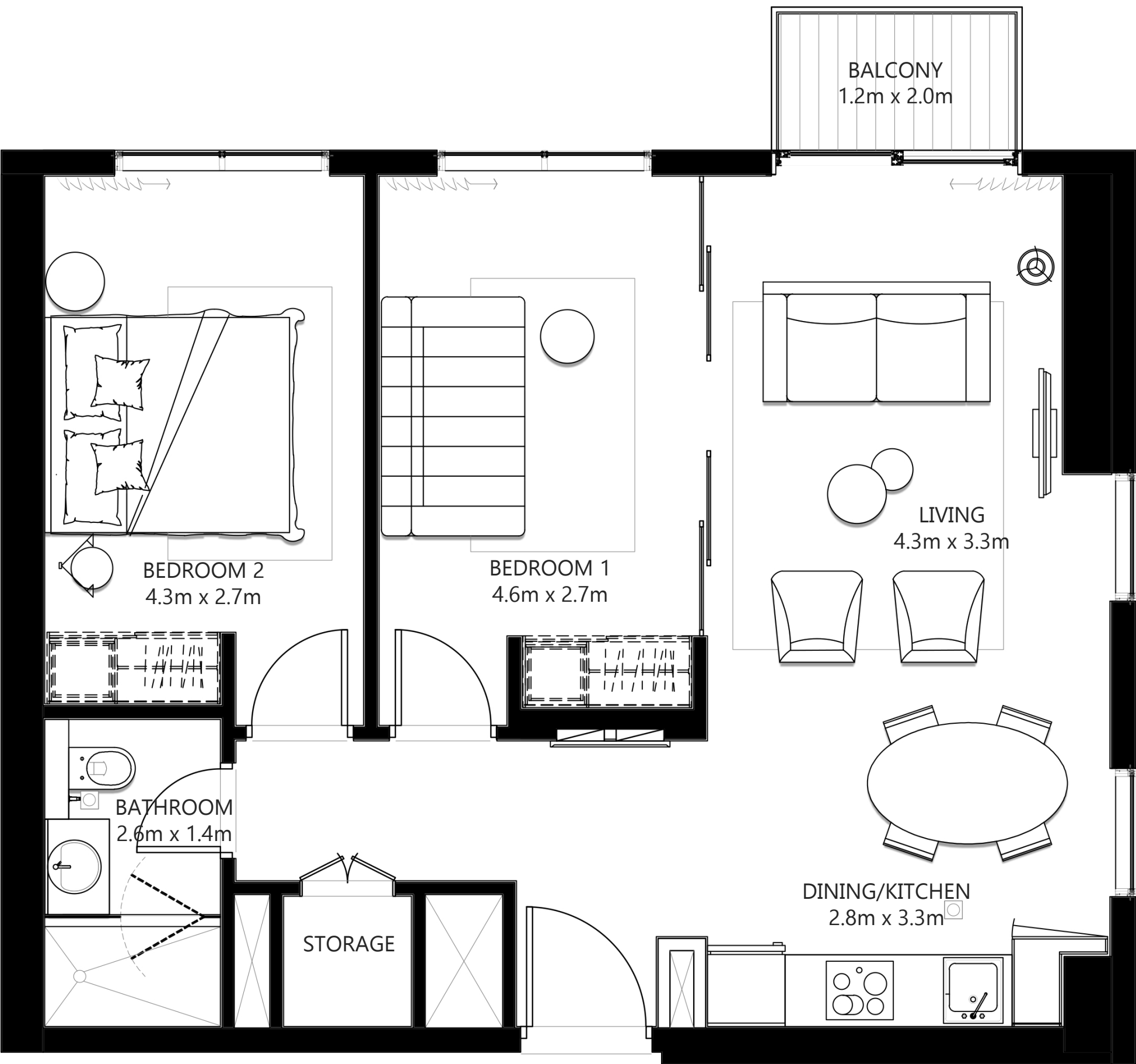
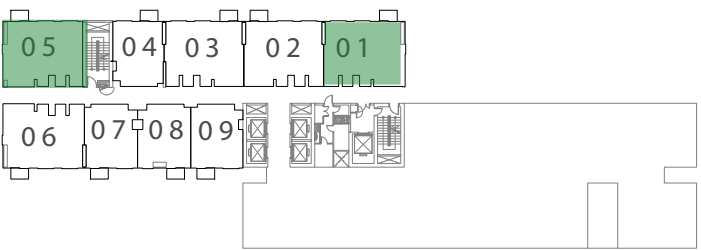
LEVEL 02-10

Boulevard & Mall



LEVEL 12-16

Boulevard & Mall



**FLOOR PLAN** 1. All dimensions are in imperial and metric, and measured from finish to finish excluding construction tolerances. 2. All materials, dimensions, and drawings are approximate only. 3. Information is subject to change without notice, at developer's absolute discretion. 4. Actual area may vary from the stated area. 5. Drawings not to scale. 6. All images used are for illustrative purposes only and do not represent the actual size, features, specifications, fittings, and furnishings. 7. The developer reserves the right to make revisions / alterations, at it's absolute discretion, without any liability whatsoever.



COLLECTIVE  
TOWER I  
2 BEDROOM

UNIT 10 | LEVEL 01

SUITE AREA	714.61 SQ.FT.	66.39 SQ.M.
BALCONY AREA	112.37 SQ.FT.	10.44 SQ.M.
TOTAL AREA	826.99 SQ.FT.	76.83 SQ.M.

KEY PLAN - TOWER I

LEVEL 01



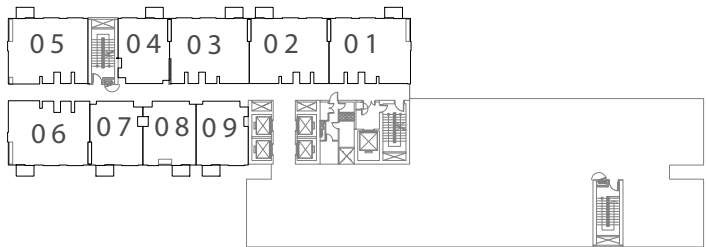
Boulevard & Mall



LEVEL 11



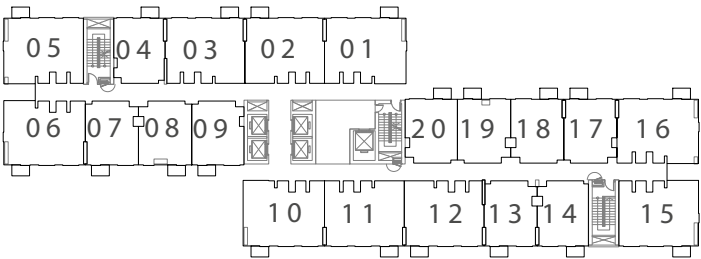
Boulevard & Mall



LEVEL 02-10



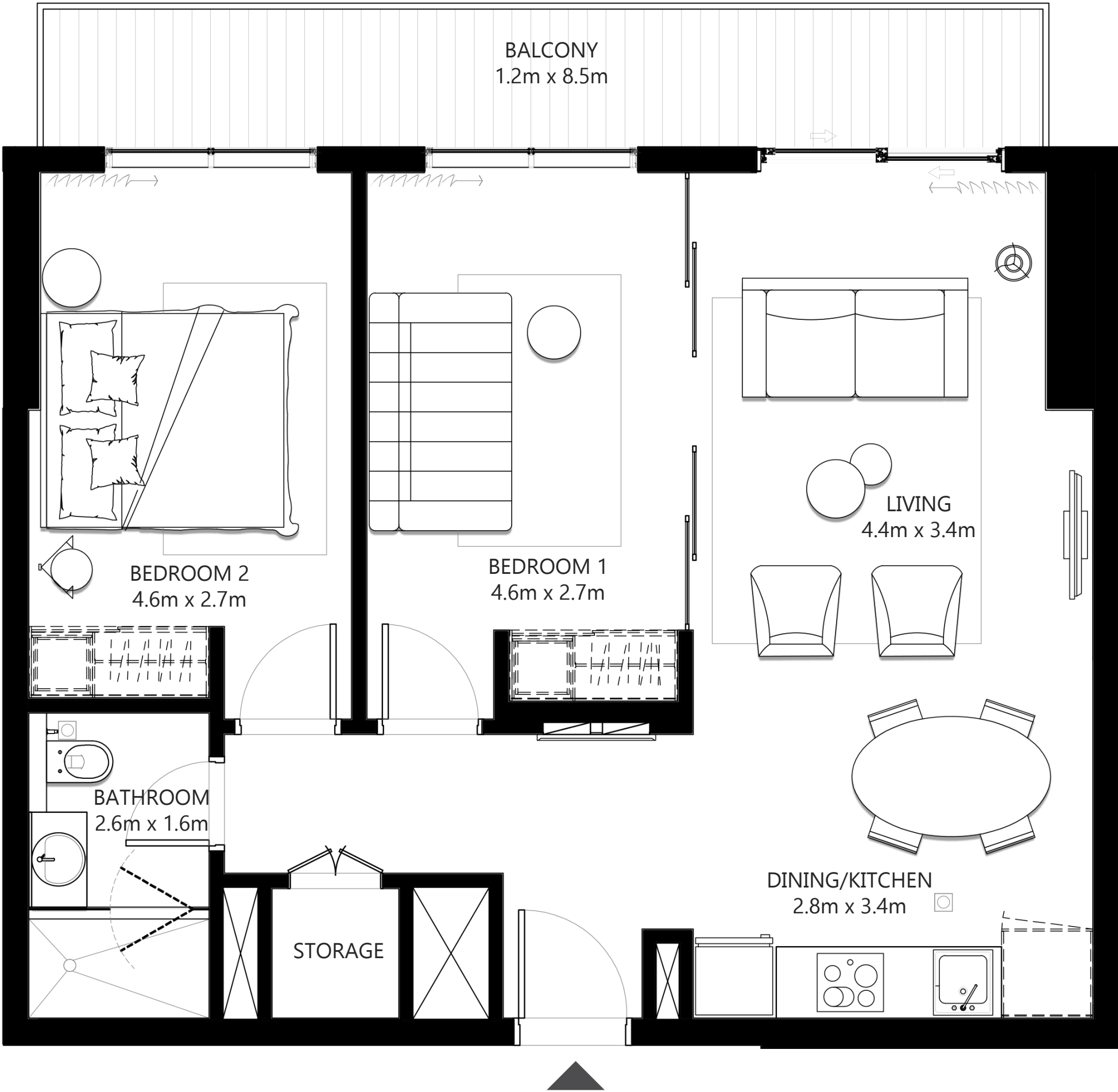
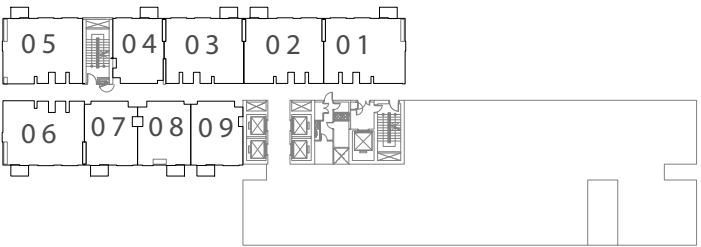
Boulevard & Mall



LEVEL 12-16



Boulevard & Mall



**FLOOR PLAN** 1. All dimensions are in imperial and metric, and measured from finish to finish excluding construction tolerances. 2. All materials, dimensions, and drawings are approximate only. 3. Information is subject to change without notice, at developer's absolute discretion. 4. Actual area may vary from the stated area. 5. Drawings not to scale. 6. All images used are for illustrative purposes only and do not represent the actual size, features, specifications, fittings, and furnishings. 7. The developer reserves the right to make revisions / alterations, at it's absolute discretion, without any liability whatsoever.



# COLLECTIVE

## FLOOR PLANS

### TOWER 2



# COLLECTIVE TOWER II 1 BEDROOM

## UNIT 15 & 16 | LEVEL 01

SUITE AREA	459.30 SQ.FT.	42.67 SQ.M.
BALCONY AREA	26.37 SQ.FT.	2.45 SQ.M.
TOTAL AREA	485.67 SQ.FT.	45.12 SQ.M.

## UNIT 14 | LEVEL 01

## UNIT 14,15 & 16 | LEVEL 02-10

SUITE AREA	459.62 SQ.FT.	42.70 SQ.M.
BALCONY AREA	26.05 SQ.FT.	2.42 SQ.M.
TOTAL AREA	485.67 SQ.FT.	45.12 SQ.M.

## UNIT 06 | LEVEL 02-10

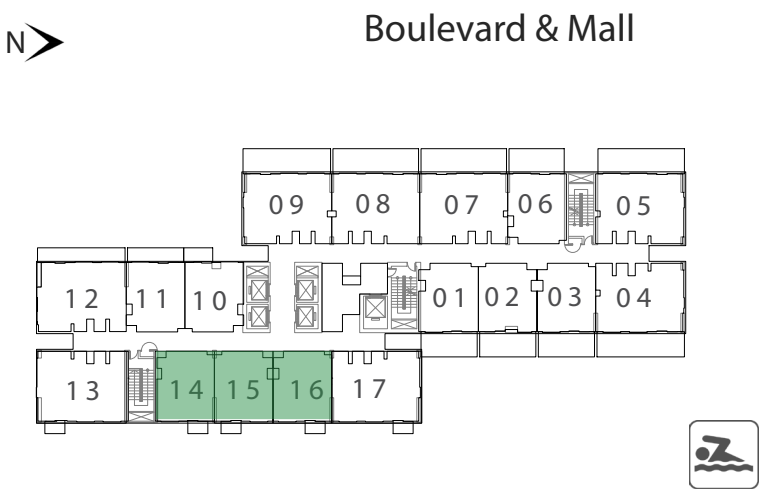
SUITE AREA	458.97 SQ.FT.	42.64 SQ.M.
BALCONY AREA	26.05 SQ.FT.	2.42 SQ.M.
TOTAL AREA	485.02 SQ.FT.	45.06 SQ.M.

## UNIT 06 | LEVEL 11 & 12-16

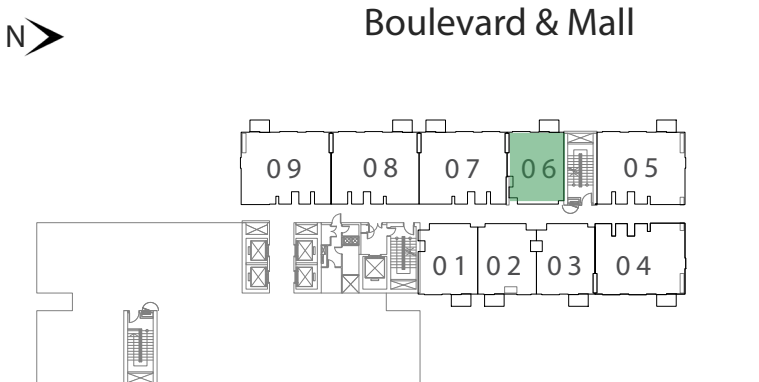
SUITE AREA	458.65 SQ.FT.	42.61 SQ.M.
BALCONY AREA	26.37 SQ.FT.	2.45 SQ.M.
TOTAL AREA	485.02 SQ.FT.	45.06 SQ.M.

## KEY PLAN - TOWER II

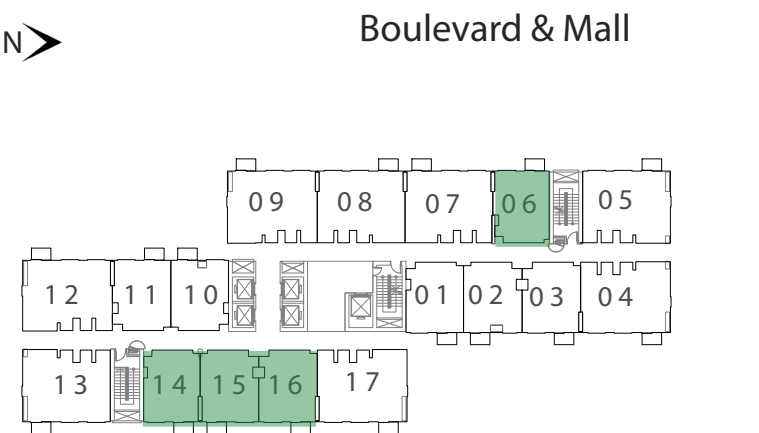
### LEVEL 01



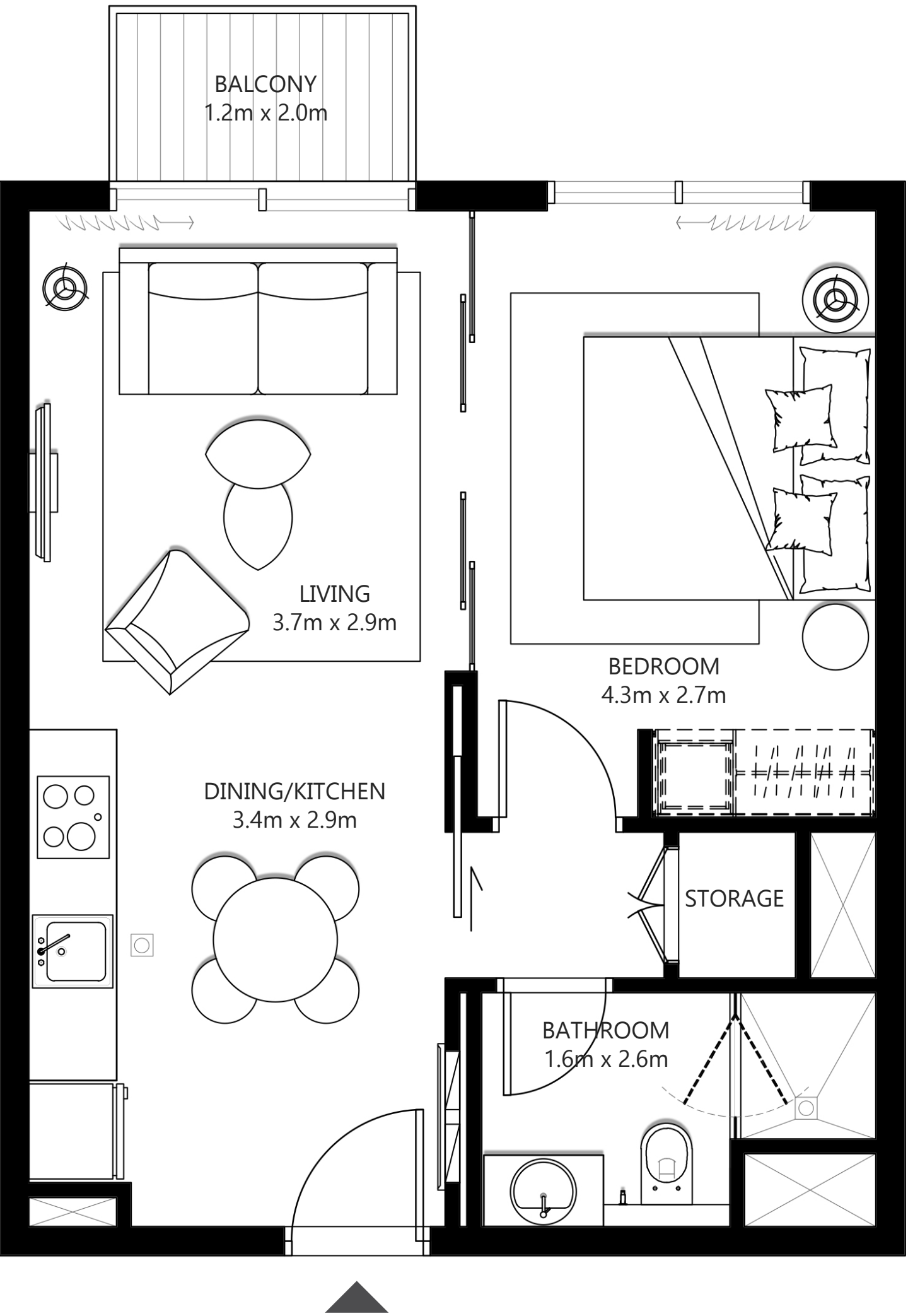
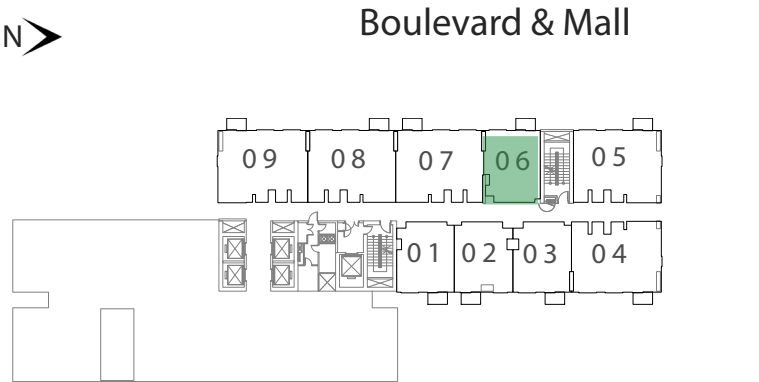
### LEVEL 11



### LEVEL 02-10



### LEVEL 12-16



**FLOOR PLAN** 1. All dimensions are in imperial and metric, and measured from finish to finish excluding construction tolerances. 2. All materials, dimensions, and drawings are approximate only. 3. Information is subject to change without notice, at developer's absolute discretion. 4. Actual area may vary from the stated area. 5. Drawings not to scale. 6. All images used are for illustrative purposes only and do not represent the actual size, features, specifications, fittings, and furnishings. 7. The developer reserves the right to make revisions / alterations, at it's absolute discretion, without any liability whatsoever.



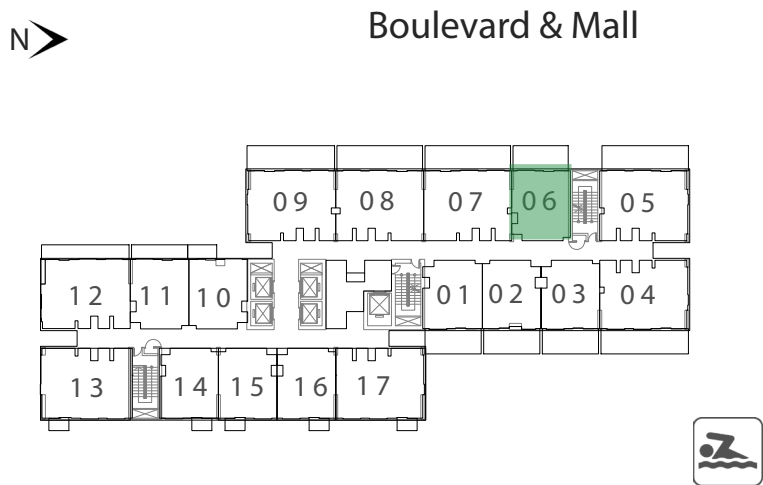
COLLECTIVE  
TOWER II  
1 BEDROOM

UNIT 06 | LEVEL 01

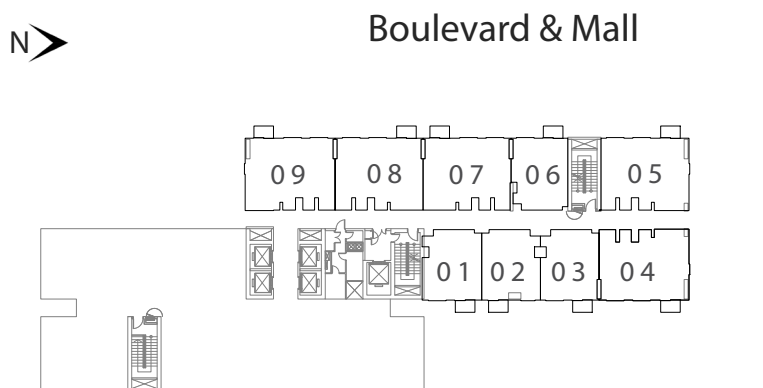
SUITE AREA	458.65 SQ.FT.	42.61 SQ.M.
BALCONY AREA	142.62 SQ.FT.	13.25 SQ.M.
TOTAL AREA	601.27 SQ.FT.	55.86 SQ.M.

KEY PLAN - TOWER II

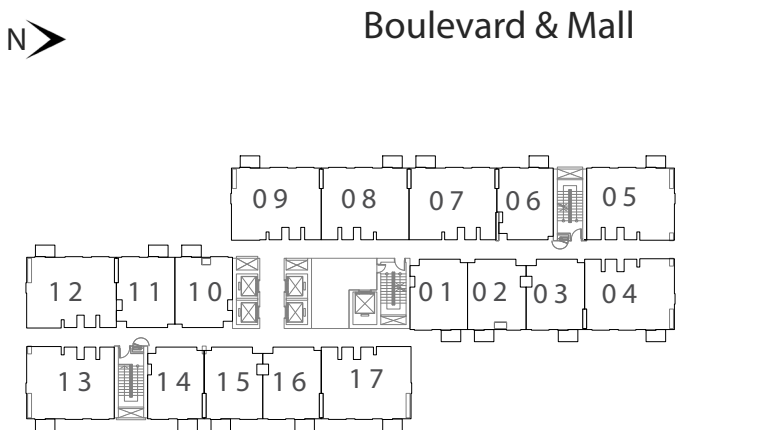
LEVEL 01



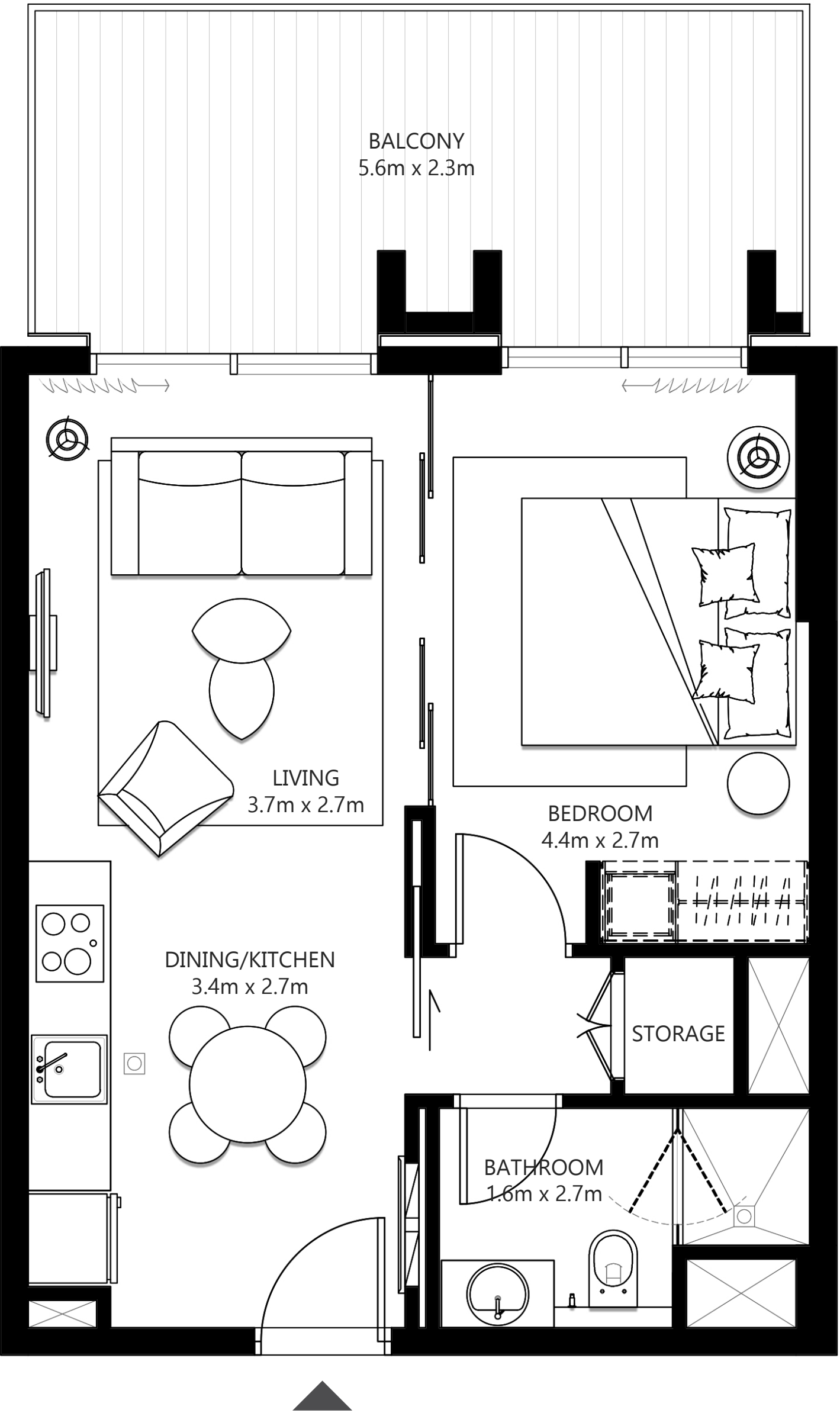
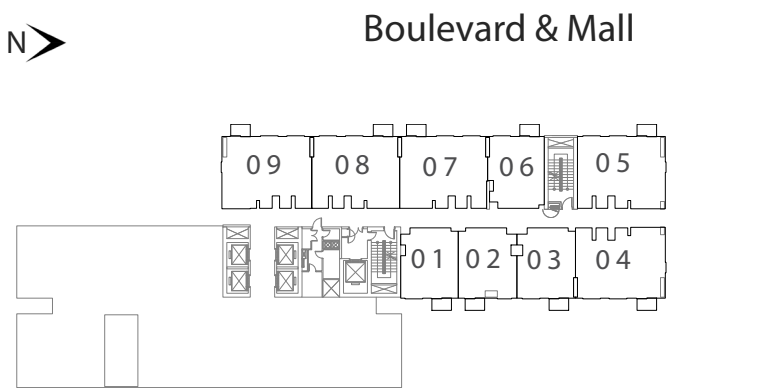
LEVEL 11



LEVEL 02-10



LEVEL 12-16



**FLOOR PLAN** 1. All dimensions are in imperial and metric, and measured from finish to finish excluding construction tolerances. 2. All materials, dimensions, and drawings are approximate only. 3. Information is subject to change without notice, at developer's absolute discretion. 4. Actual area may vary from the stated area. 5. Drawings not to scale. 6. All images used are for illustrative purposes only and do not represent the actual size, features, specifications, fittings, and furnishings. 7. The developer reserves the right to make revisions / alterations, at it's absolute discretion, without any liability whatsoever.



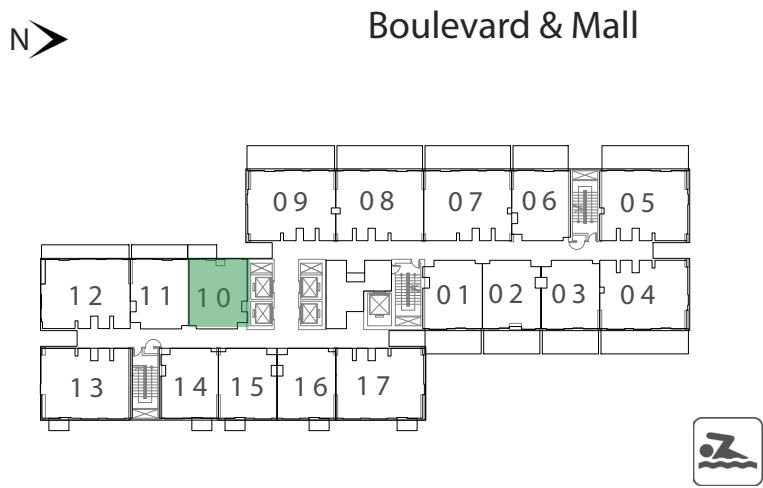
COLLECTIVE  
TOWER II  
1 BEDROOM

UNIT 10 | LEVEL 01

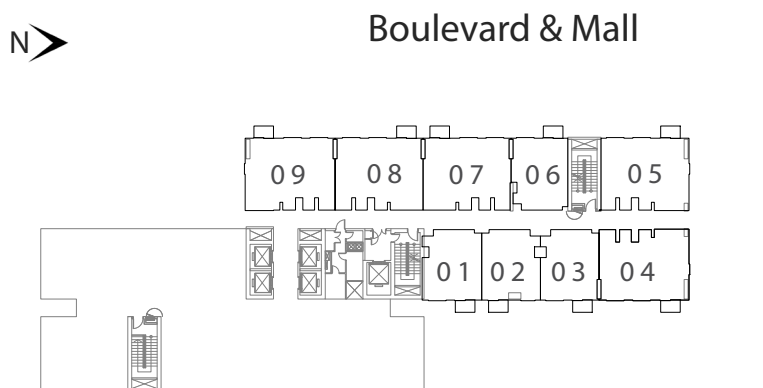
SUITE AREA	455.74 SQ.FT.	42.34 SQ.M.
BALCONY AREA	34.87 SQ.FT.	3.24 SQ.M.
TOTAL AREA	490.61 SQ.FT.	45.58 SQ.M.

KEY PLAN - TOWER II

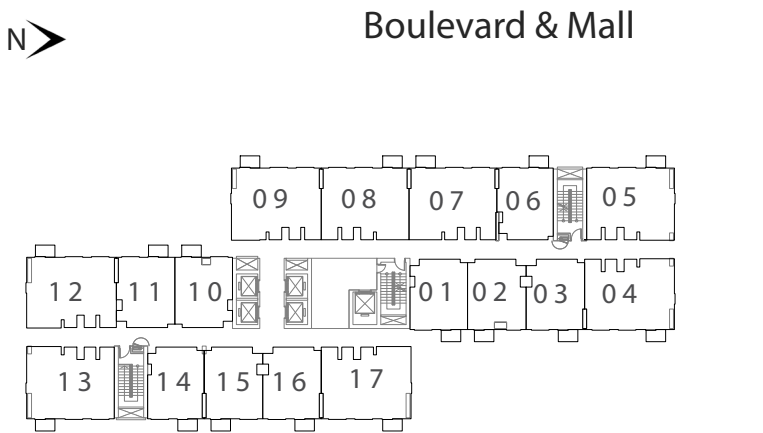
LEVEL 01



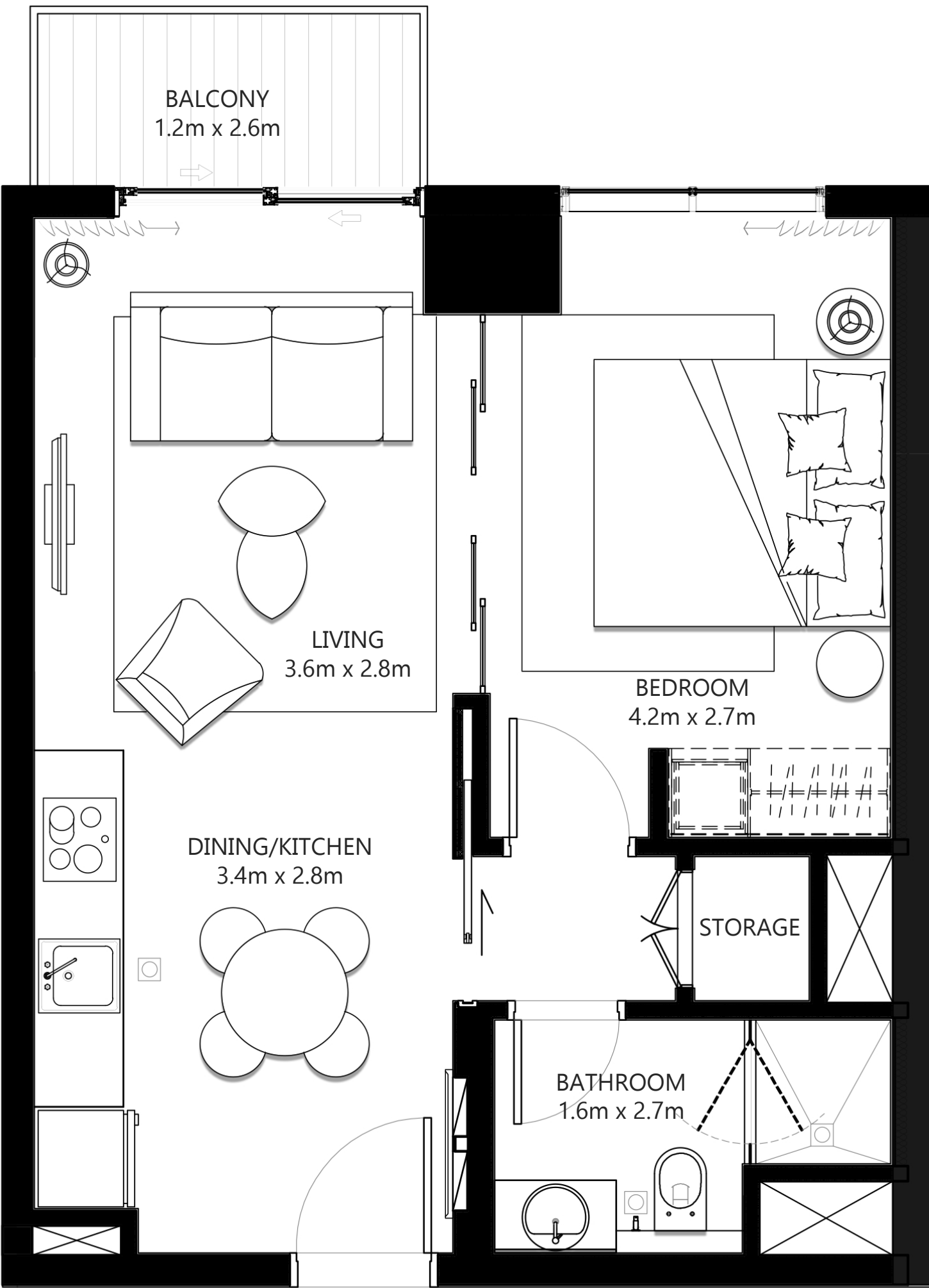
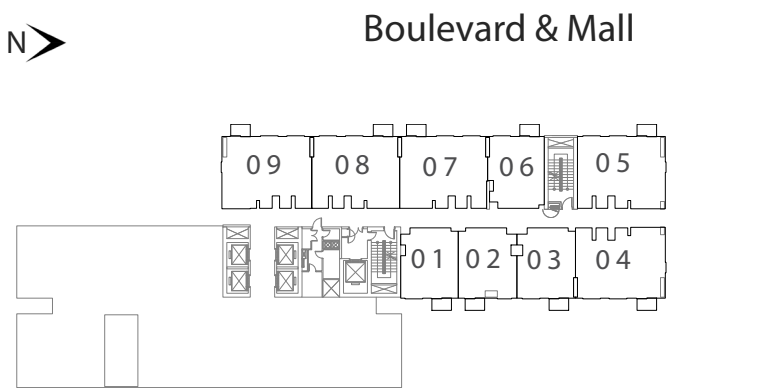
LEVEL 11



LEVEL 02-10



LEVEL 12-16



**FLOOR PLAN** 1. All dimensions are in imperial and metric, and measured from finish to finish excluding construction tolerances. 2. All materials, dimensions, and drawings are approximate only. 3. Information is subject to change without notice, at developer's absolute discretion. 4. Actual area may vary from the stated area. 5. Drawings not to scale. 6. All images used are for illustrative purposes only and do not represent the actual size, features, specifications, fittings, and furnishings. 7. The developer reserves the right to make revisions / alterations, at it's absolute discretion, without any liability whatsoever.



COLLECTIVE  
TOWER II  
1 BEDROOM

UNIT 03 & 11 | LEVEL 02-10

SUITE AREA	449.93 SQ.FT.	41.80 SQ.M.
BALCONY AREA	26.05 SQ.FT.	2.42 SQ.M.
TOTAL AREA	475.98 SQ.FT.	44.22 SQ.M.

UNIT 02 | LEVEL 02-10

SUITE AREA	449.72 SQ.FT.	41.78 SQ.M.
BALCONY AREA	26.05 SQ.FT.	2.42 SQ.M.
TOTAL AREA	475.77 SQ.FT.	44.20 SQ.M.

UNIT 01 | LEVEL 11 & 12-16

SUITE AREA	455.42 SQ.FT.	42.31 SQ.M.
BALCONY AREA	26.37 SQ.FT.	2.45 SQ.M.
TOTAL AREA	481.79 SQ.FT.	44.76 SQ.M.

UNIT 02 | LEVEL 11

SUITE AREA	449.29 SQ.FT.	41.74 SQ.M.
BALCONY AREA	26.37 SQ.FT.	2.45 SQ.M.
TOTAL AREA	475.66 SQ.FT.	44.19 SQ.M.

UNIT 03 | LEVEL 11 & 12-16

SUITE AREA	449.61 SQ.FT.	41.77 SQ.M.
BALCONY AREA	26.37 SQ.FT.	2.45 SQ.M.
TOTAL AREA	475.98 SQ.FT.	44.22 SQ.M.

UNIT 02 | LEVEL 12-16

SUITE AREA	449.39 SQ.FT.	41.75 SQ.M.
BALCONY AREA	26.37 SQ.FT.	2.45 SQ.M.
TOTAL AREA	475.76 SQ.FT.	44.20 SQ.M.

UNIT 01 & 10 | LEVEL 02-10

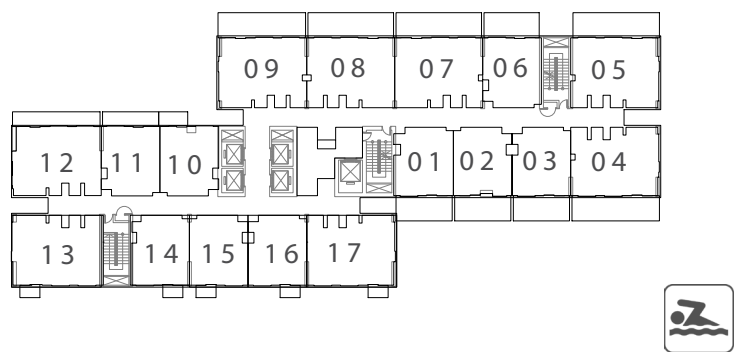
SUITE AREA	455.74 SQ.FT.	42.34 SQ.M.
BALCONY AREA	26.05 SQ.FT.	2.42 SQ.M.
TOTAL AREA	481.79 SQ.FT.	44.76 SQ.M.

KEY PLAN - TOWER II

LEVEL 01



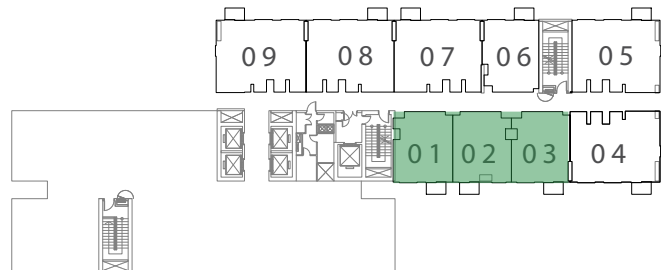
Boulevard & Mall



LEVEL 11



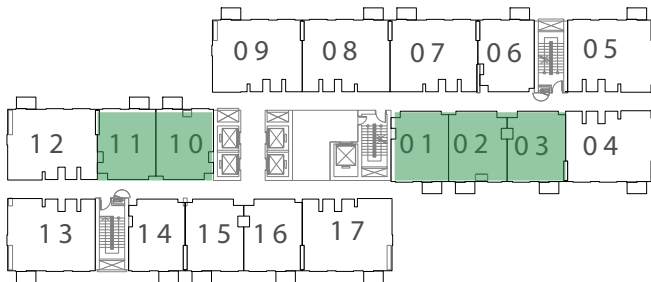
Boulevard & Mall



LEVEL 02-10



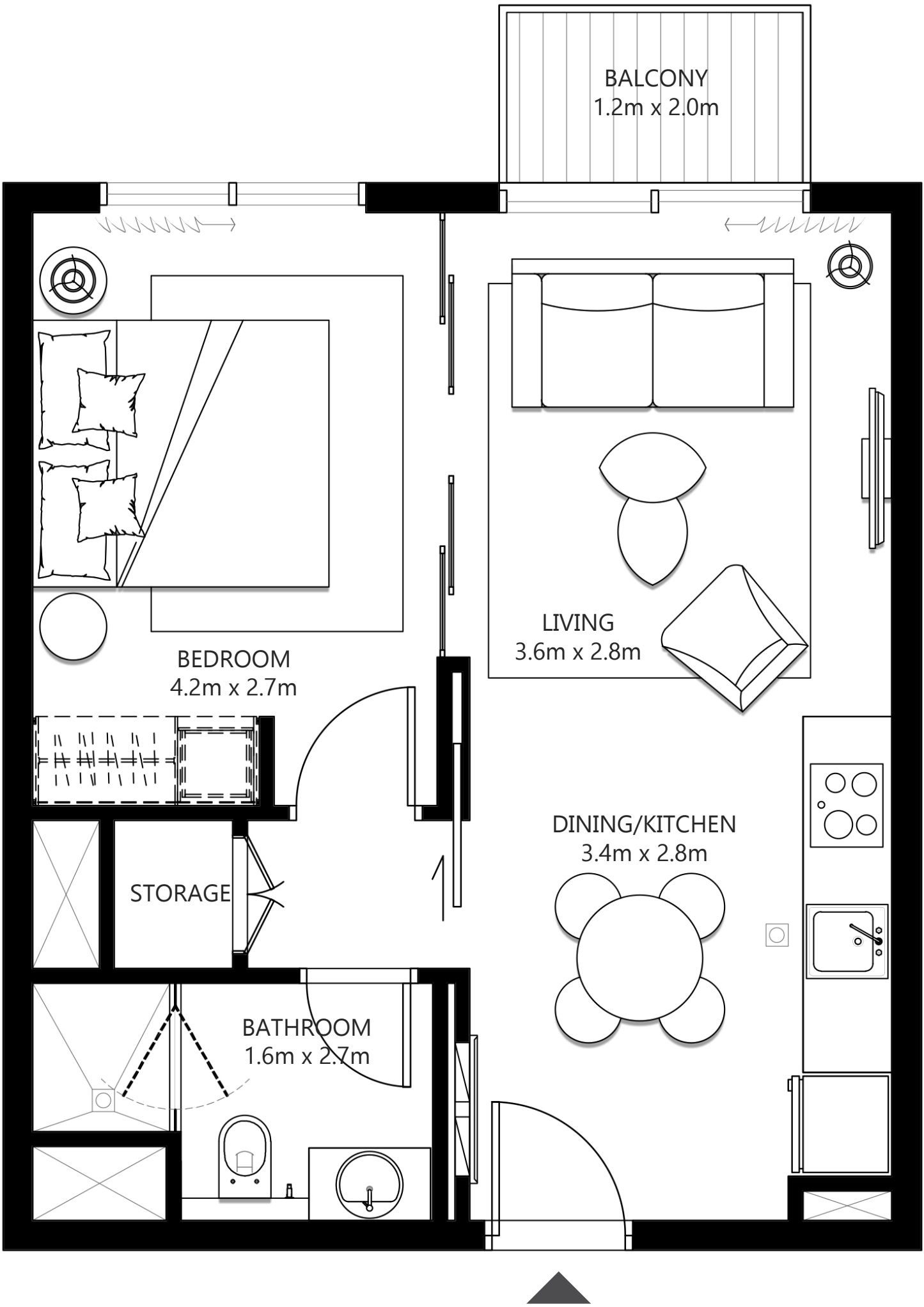
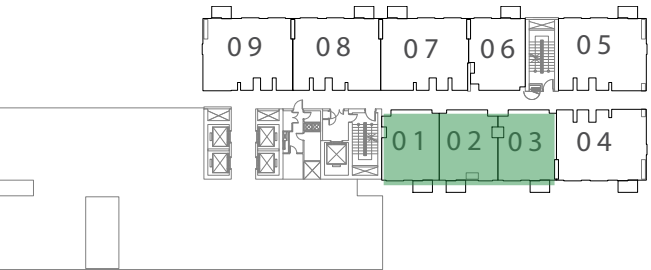
Boulevard & Mall



LEVEL 12-16



Boulevard & Mall



**FLOOR PLAN** 1. All dimensions are in imperial and metric, and measured from finish to finish excluding construction tolerances. 2. All materials, dimensions, and drawings are approximate only. 3. Information is subject to change without notice, at developer's absolute discretion. 4. Actual area may vary from the stated area. 5. Drawings not to scale. 6. All images used are for illustrative purposes only and do not represent the actual size, features, specifications, fittings, and furnishings. 7. The developer reserves the right to make revisions / alterations, at it's absolute discretion, without any liability whatsoever.

COLLECTIVE  
TOWER II  
1 BEDROOM

UNIT 01 | LEVEL 01

SUITE AREA	455.42 SQ.FT.	42.31 SQ.M.
BALCONY AREA	140.04 SQ.FT.	13.01 SQ.M.
TOTAL AREA	595.46 SQ.FT.	55.32 SQ.M.

UNIT 02 | LEVEL 01

SUITE AREA	449.29 SQ.FT.	41.74 SQ.M.
BALCONY AREA	145.42 SQ.FT.	13.51 SQ.M.
TOTAL AREA	594.71 SQ.FT.	55.25 SQ.M.

UNIT 03 | LEVEL 01

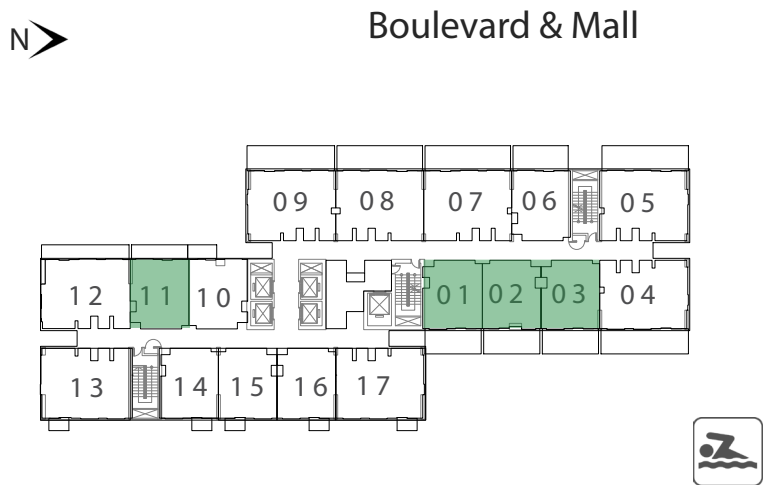
SUITE AREA	449.61 SQ.FT.	41.77 SQ.M.
BALCONY AREA	145.10 SQ.FT.	13.48 SQ.M.
TOTAL AREA	594.71 SQ.FT.	55.25 SQ.M.

UNIT 11 | LEVEL 01

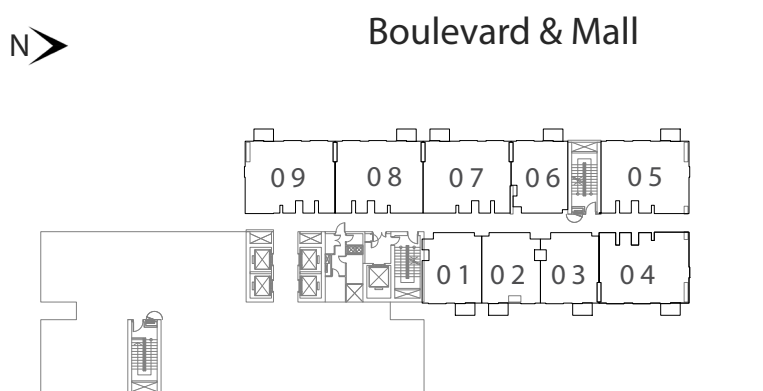
SUITE AREA	449.93 SQ.FT.	41.80 SQ.M.
BALCONY AREA	76.74 SQ.FT.	7.13 SQ.M.
TOTAL AREA	526.67 SQ.FT.	48.93 SQ.M.

KEY PLAN - TOWER II

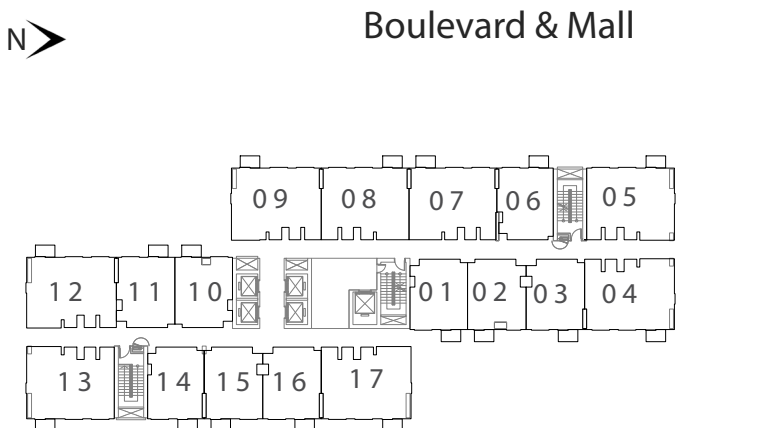
LEVEL 01



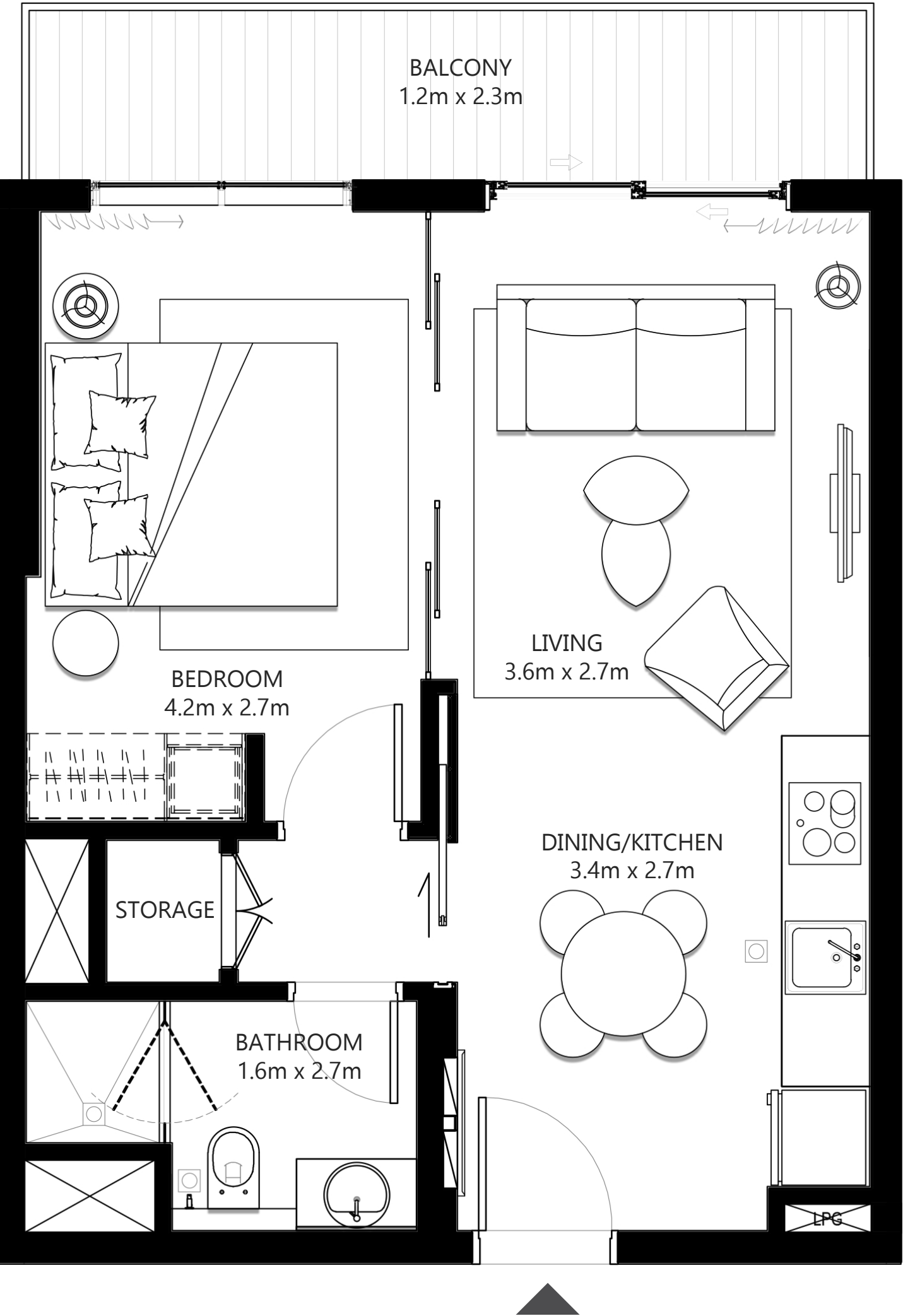
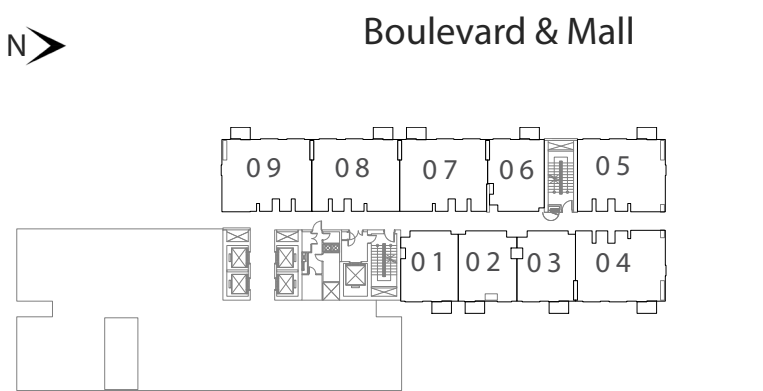
LEVEL 11



LEVEL 02-10



LEVEL 12-16



**FLOOR PLAN** 1. All dimensions are in imperial and metric, and measured from finish to finish excluding construction tolerances. 2. All materials, dimensions, and drawings are approximate only. 3. Information is subject to change without notice, at developer's absolute discretion. 4. Actual area may vary from the stated area. 5. Drawings not to scale. 6. All images used are for illustrative purposes only and do not represent the actual size, features, specifications, fittings, and furnishings. 7. The developer reserves the right to make revisions / alterations, at it's absolute discretion, without any liability whatsoever.



COLLECTIVE  
TOWER II  
2 BEDROOM

UNIT 07 | LEVEL 02-10

SUITE AREA	698.79 SQ.FT.	64.92 SQ.M.
BALCONY AREA	26.05 SQ.FT.	2.42 SQ.M.
TOTAL AREA	724.84 SQ.FT.	67.34 SQ.M.

UNIT 08 | LEVEL 02-10

SUITE AREA	697.29 SQ.FT.	64.78 SQ.M.
BALCONY AREA	26.05 SQ.FT.	2.42 SQ.M.
TOTAL AREA	723.34 SQ.FT.	67.20 SQ.M.

UNIT 07 | LEVEL 11 & 12-16

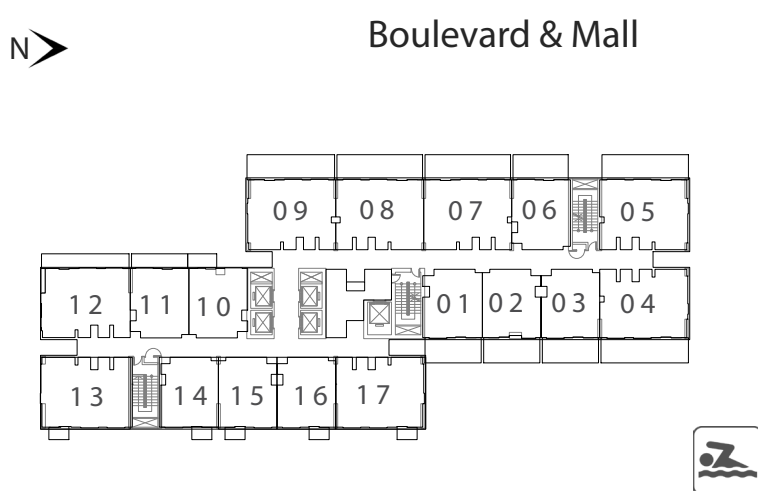
SUITE AREA	698.47 SQ.FT.	64.89 SQ.M.
BALCONY AREA	26.37 SQ.FT.	2.45 SQ.M.
TOTAL AREA	724.84 SQ.FT.	67.34 SQ.M.

UNIT08 | LEVEL 11 & 12-16

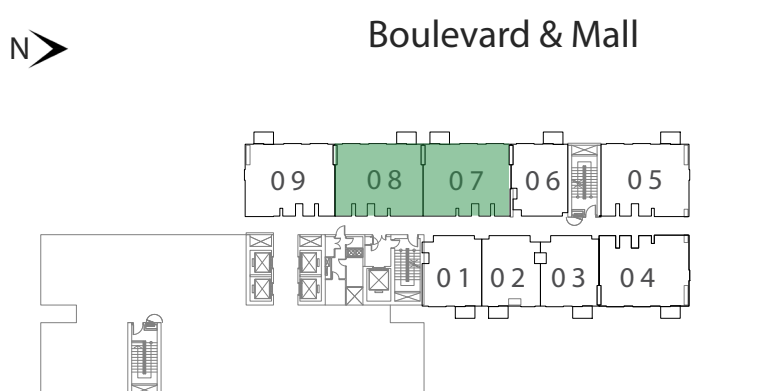
SUITE AREA	696.96 SQ.FT.	64.75 SQ.M.
BALCONY AREA	26.37 SQ.FT.	2.45 SQ.M.
TOTAL AREA	723.33 SQ.FT.	67.20 SQ.M.

KEY PLAN - TOWER II

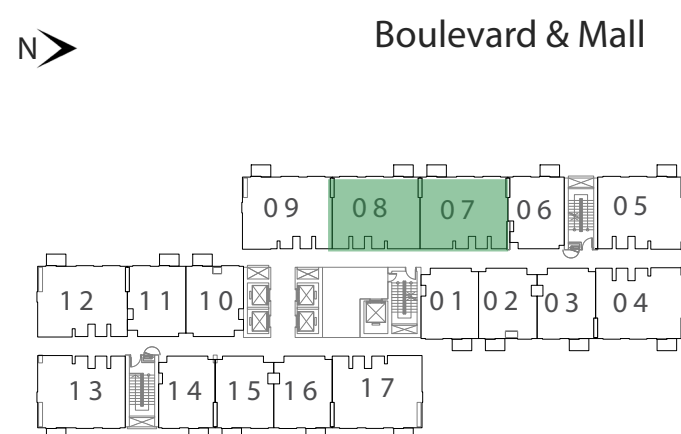
LEVEL 01



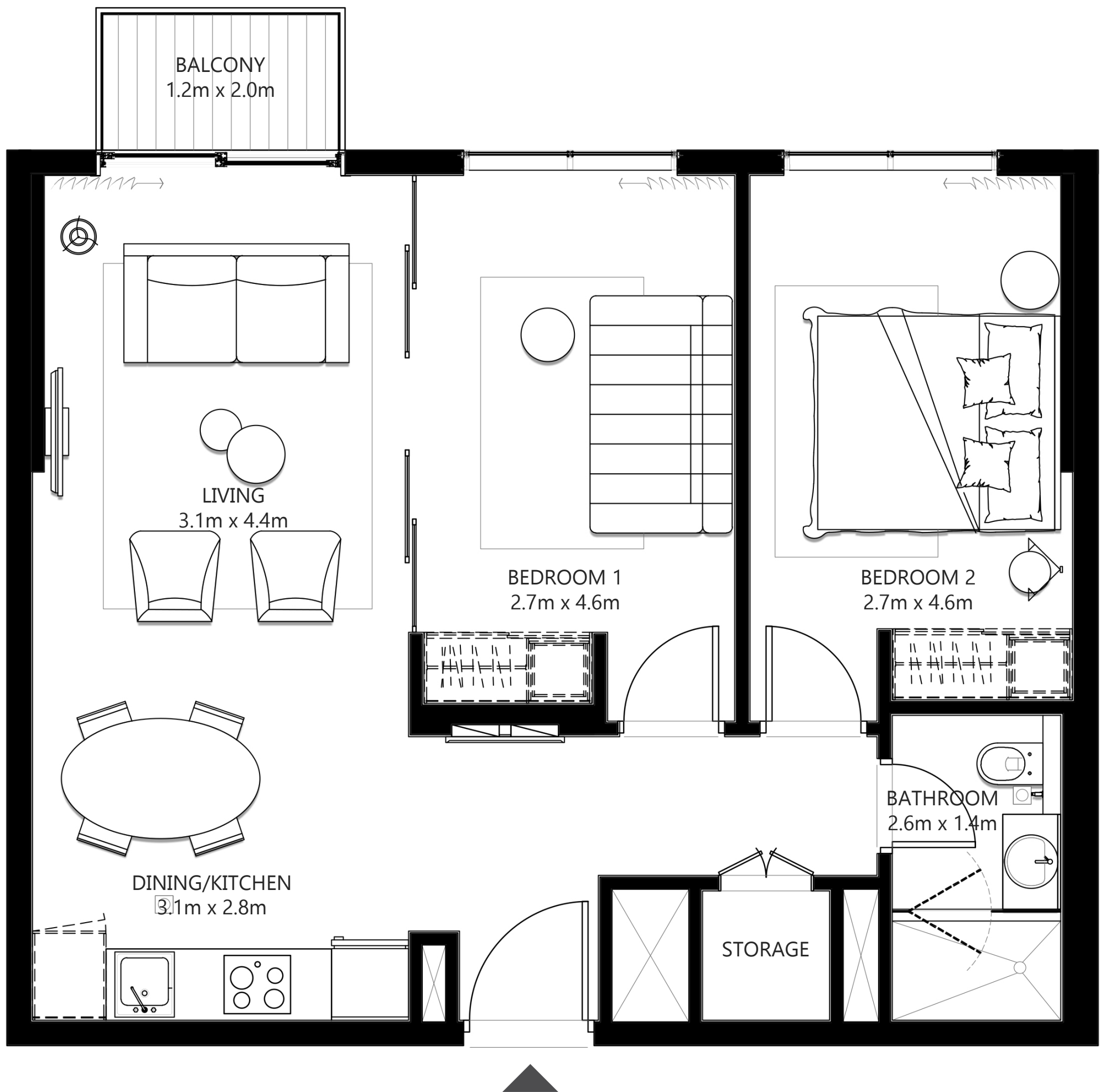
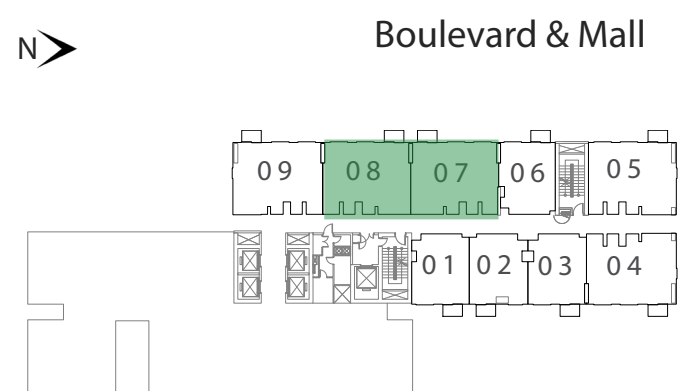
LEVEL 11



LEVEL 02-10



LEVEL 12-16



**FLOOR PLAN** 1. All dimensions are in imperial and metric, and measured from finish to finish excluding construction tolerances. 2. All materials, dimensions, and drawings are approximate only. 3. Information is subject to change without notice, at developer's absolute discretion. 4. Actual area may vary from the stated area. 5. Drawings not to scale. 6. All images used are for illustrative purposes only and do not represent the actual size, features, specifications, fittings, and furnishings. 7. The developer reserves the right to make revisions / alterations, at it's absolute discretion, without any liability whatsoever.

COLLECTIVE  
TOWER II  
2 BEDROOM

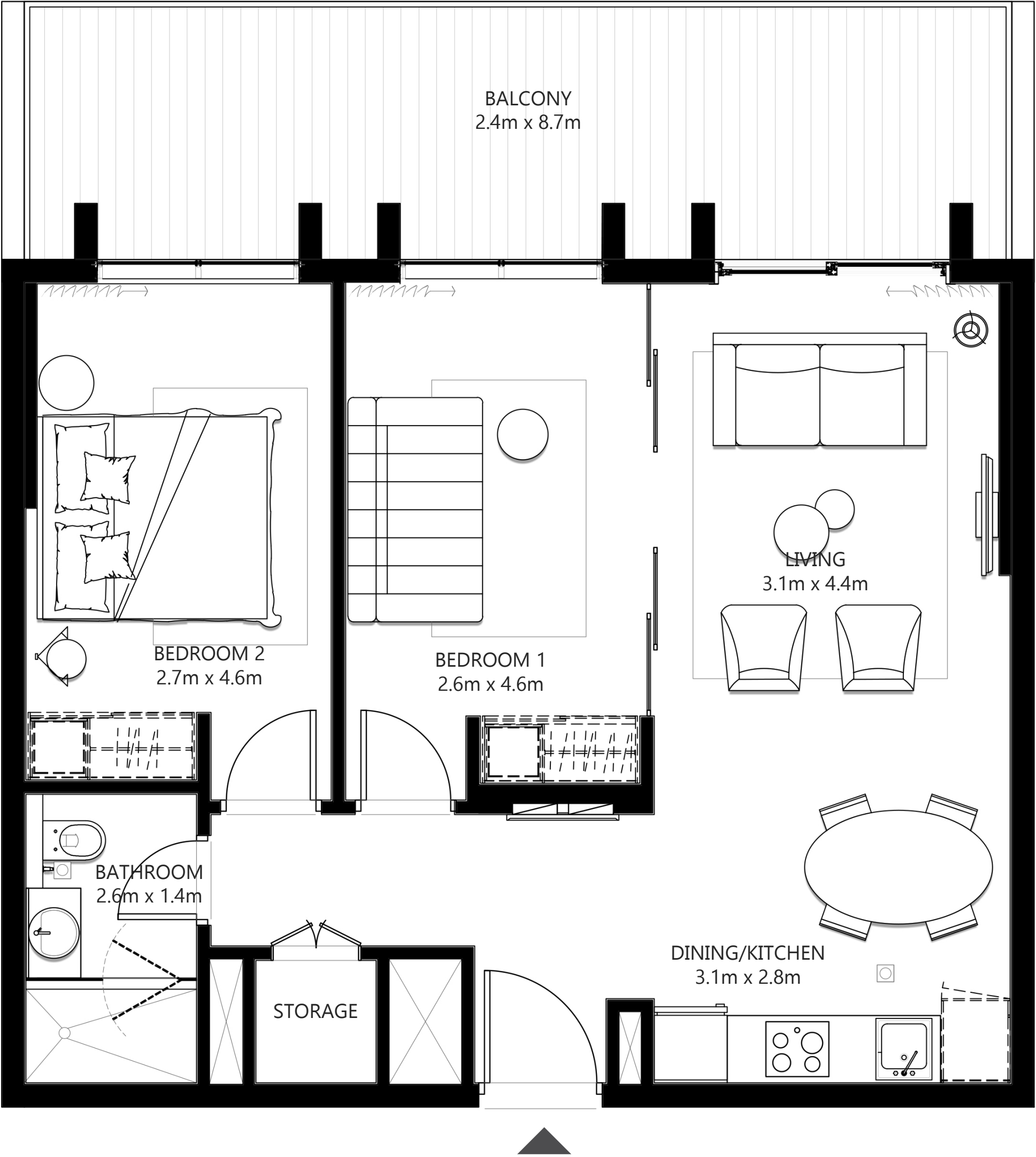
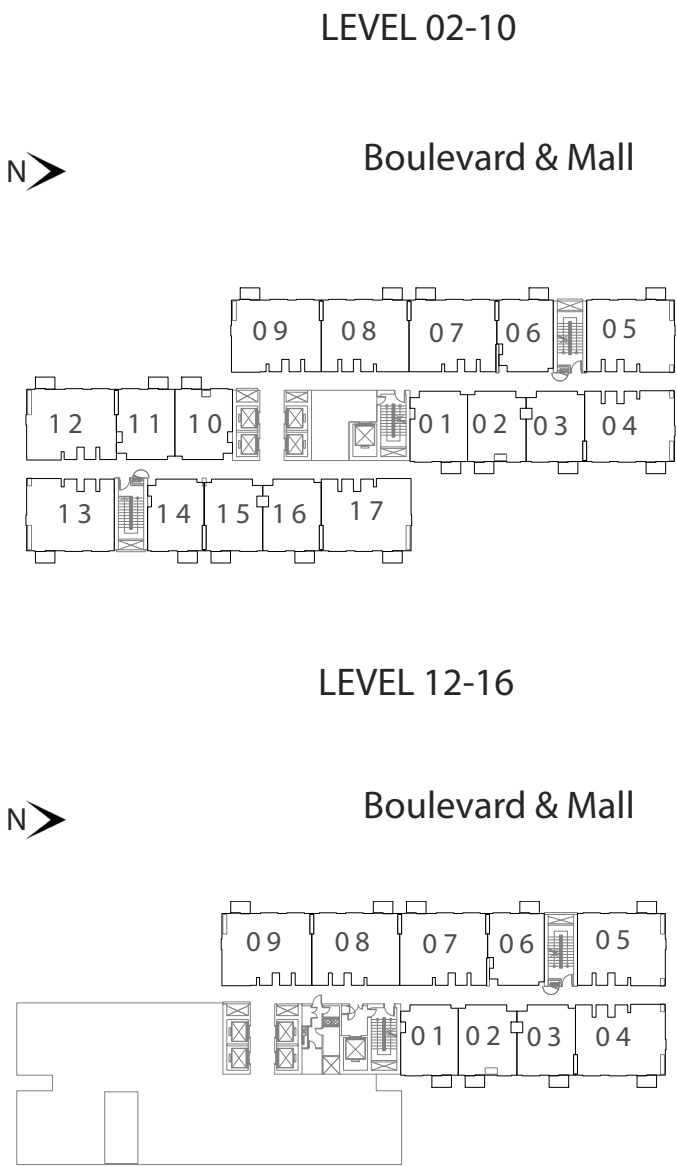
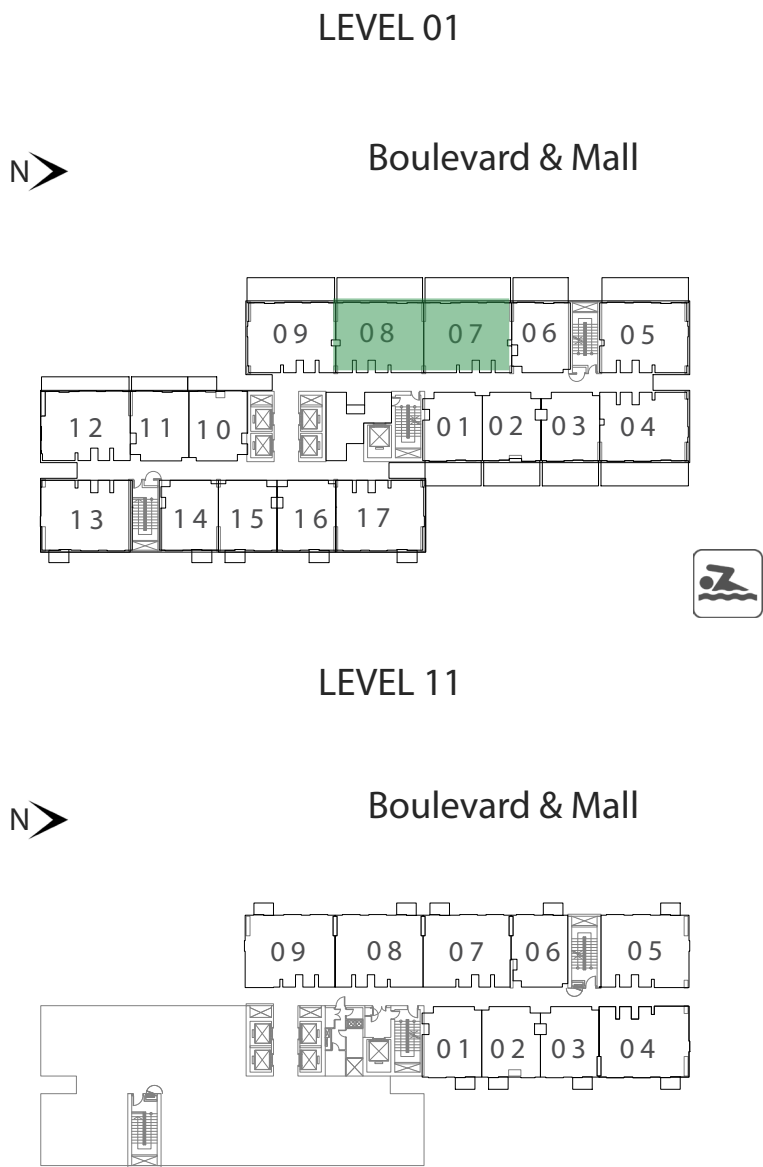
UNIT 07 | LEVEL 01

SUITE AREA	698.47 SQ.FT.	64.89 SQ.M.
BALCONY AREA	220.44 SQ.FT.	20.48 SQ.M.
TOTAL AREA	918.91 SQ.FT.	85.37 SQ.M.

UNIT 08 | LEVEL 01

SUITE AREA	696.96 SQ.FT.	64.75 SQ.M.
BALCONY AREA	220.44 SQ.FT.	20.48 SQ.M.
TOTAL AREA	917.40 SQ.FT.	85.23 SQ.M.

KEY PLAN - TOWER II



**FLOOR PLAN** 1. All dimensions are in imperial and metric, and measured from finish to finish excluding construction tolerances. 2. All materials, dimensions, and drawings are approximate only. 3. Information is subject to change without notice, at developer's absolute discretion. 4. Actual area may vary from the stated area. 5. Drawings not to scale. 6. All images used are for illustrative purposes only and do not represent the actual size, features, specifications, fittings, and furnishings. 7. The developer reserves the right to make revisions / alterations, at it's absolute discretion, without any liability whatsoever.



# COLLECTIVE TOWER II 2 BEDROOM

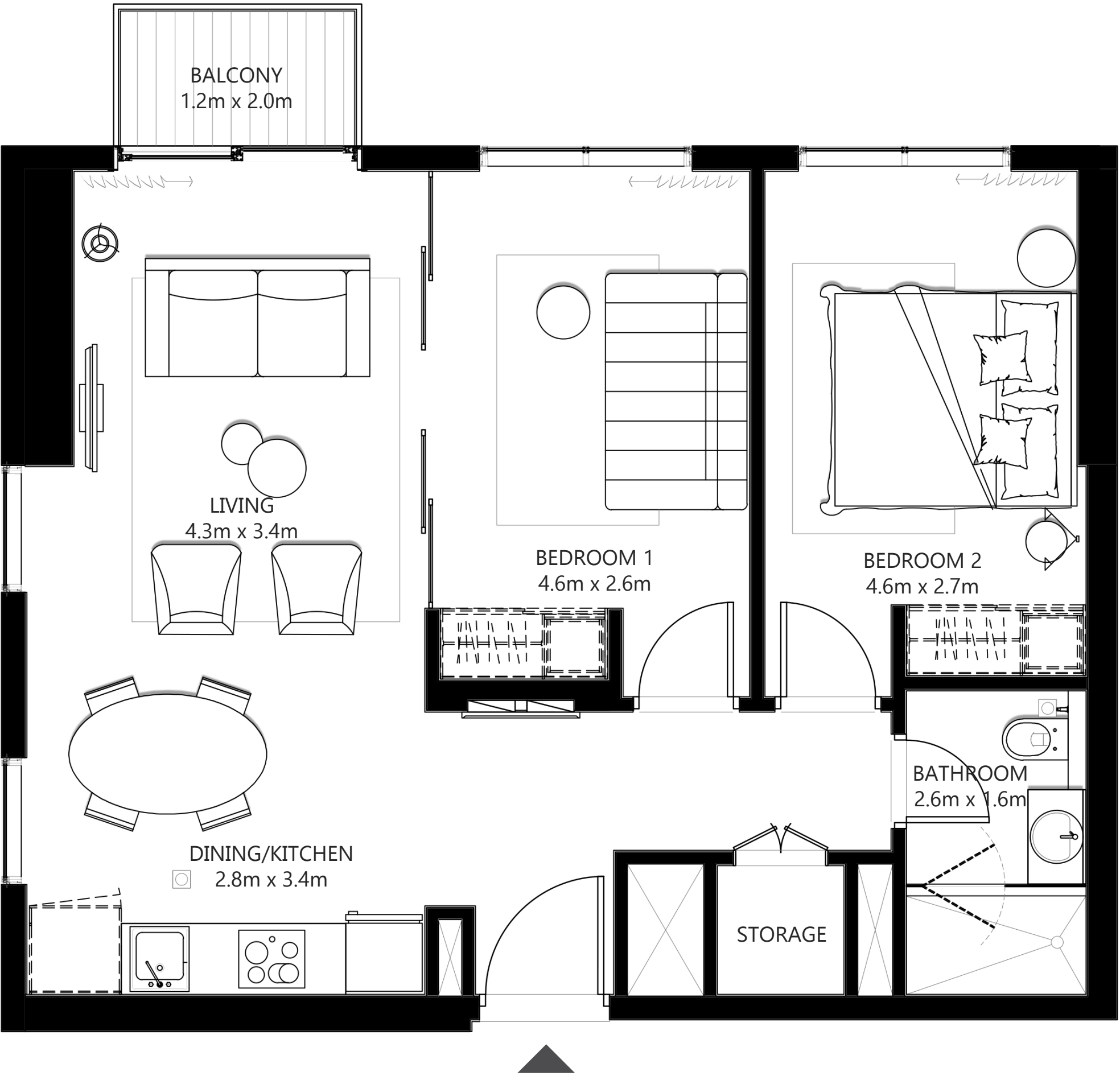
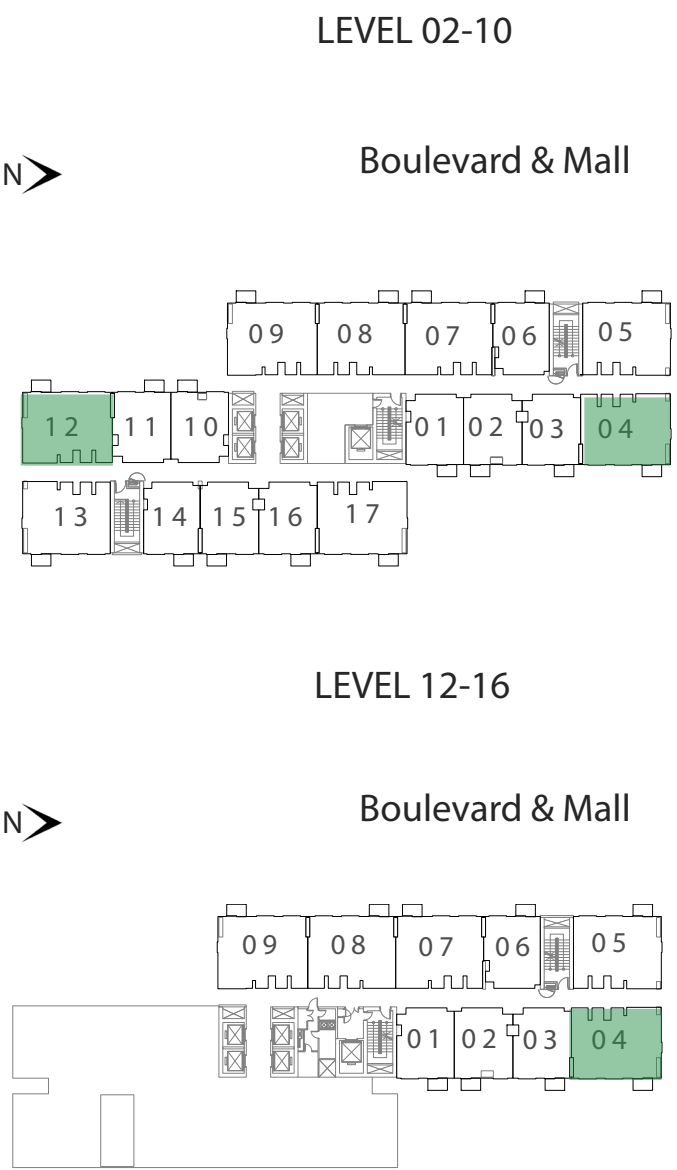
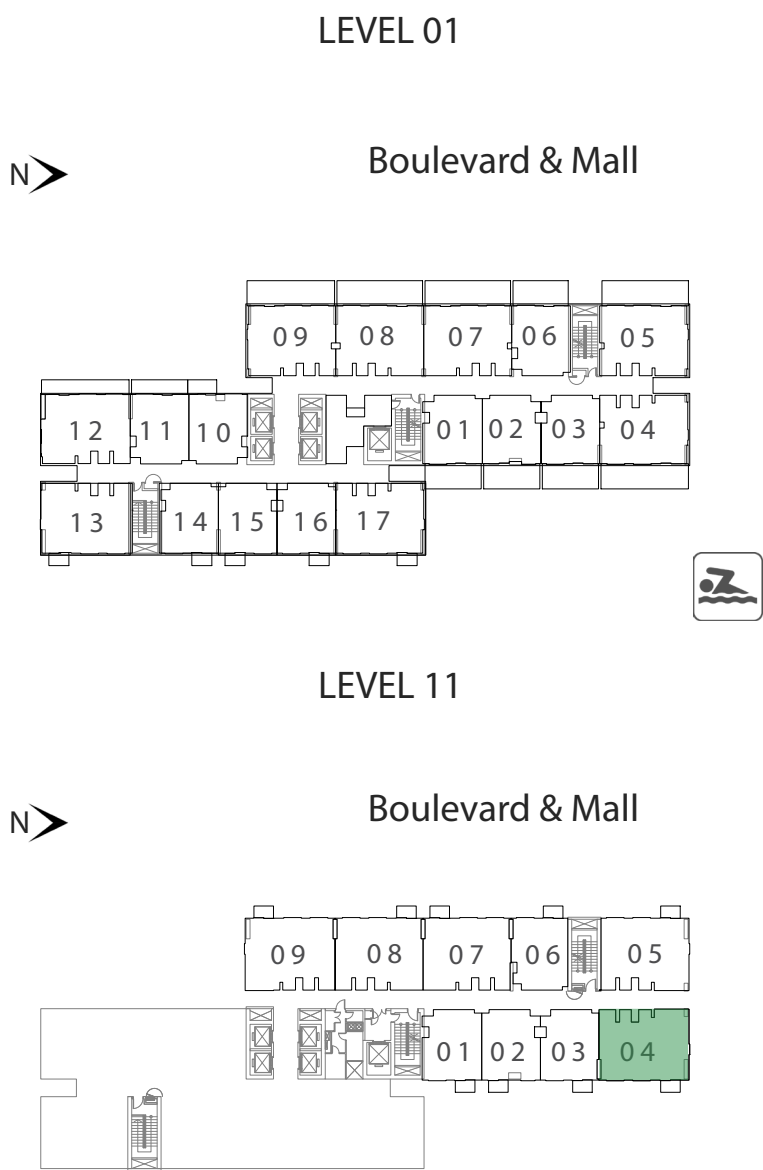
## UNIT 04 & 12 | LEVEL 02-10

SUITE AREA	700.95 SQ.FT.	65.12 SQ.M.
BALCONY AREA	26.05 SQ.FT.	2.42 SQ.M.
TOTAL AREA	727.00 SQ.FT.	67.54 SQ.M.

## UNIT 04 | LEVEL 11 & 12-16

SUITE AREA	700.62 SQ.FT.	65.09 SQ.M.
BALCONY AREA	26.37 SQ.FT.	2.45 SQ.M.
TOTAL AREA	726.99 SQ.FT.	67.54 SQ.M.

### KEY PLAN - TOWER II



**FLOOR PLAN** 1. All dimensions are in imperial and metric, and measured from finish to finish excluding construction tolerances. 2. All materials, dimensions, and drawings are approximate only. 3. Information is subject to change without notice, at developer's absolute discretion. 4. Actual area may vary from the stated area. 5. Drawings not to scale. 6. All images used are for illustrative purposes only and do not represent the actual size, features, specifications, fittings, and furnishings. 7. The developer reserves the right to make revisions / alterations, at it's absolute discretion, without any liability whatsoever.

# COLLECTIVE TOWER II 2 BEDROOM

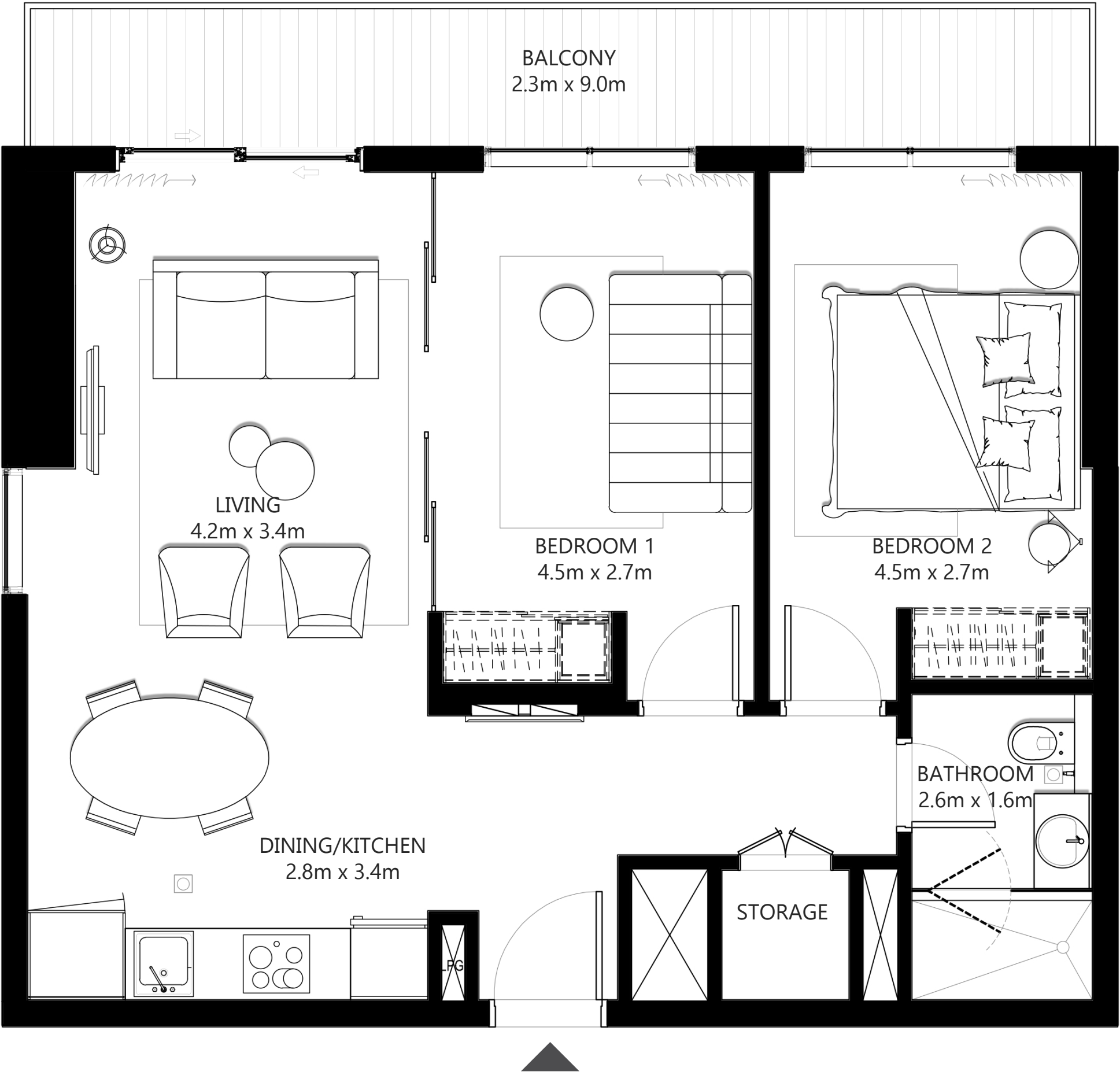
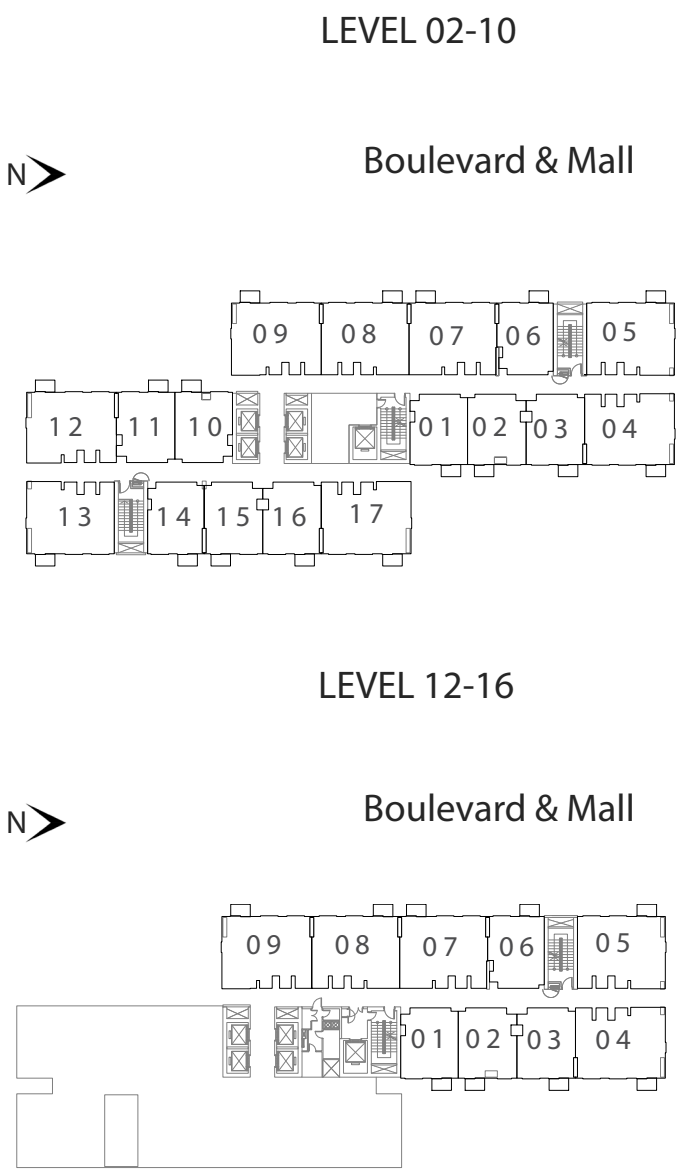
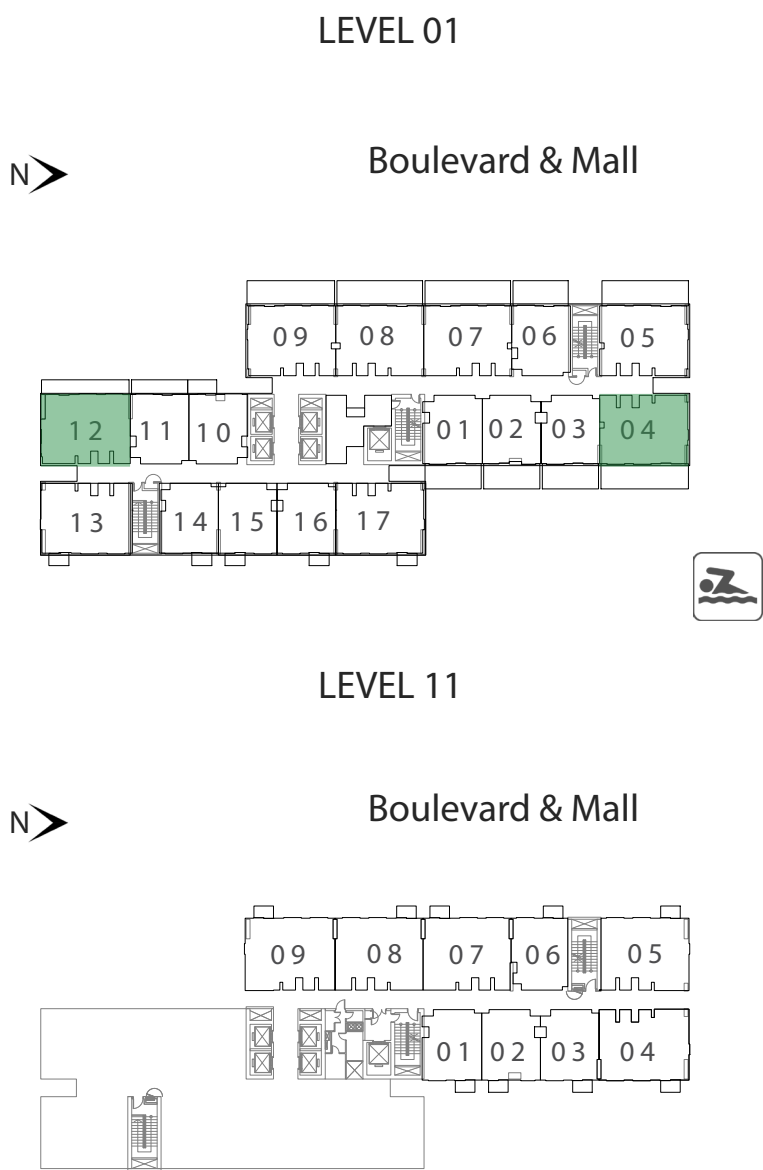
## UNIT 04 | LEVEL 01

SUITE AREA	700.62SQ.FT.	65.09 SQ.M.
BALCONY AREA	225.61 SQ.FT.	20.96 SQ.M.
TOTAL AREA	926.23 SQ.FT.	86.05 SQ.M.

## UNIT 12 | LEVEL 01

SUITE AREA	700.94 SQ.FT.	65.12 SQ.M.
BALCONY AREA	119.26 SQ.FT.	11.08 SQ.M.
TOTAL AREA	820.21 SQ.FT.	76.20 SQ.M.

### KEY PLAN - TOWER II



**FLOOR PLAN** 1. All dimensions are in imperial and metric, and measured from finish to finish excluding construction tolerances. 2. All materials, dimensions, and drawings are approximate only. 3. Information is subject to change without notice, at developer's absolute discretion. 4. Actual area may vary from the stated area. 5. Drawings not to scale. 6. All images used are for illustrative purposes only and do not represent the actual size, features, specifications, fittings, and furnishings. 7. The developer reserves the right to make revisions / alterations, at it's absolute discretion, without any liability whatsoever.



COLLECTIVE  
TOWER II  
2 BEDROOM

UNIT 17 | LEVEL 01,  
UNIT 05 | LEVEL 11 & 12-16

SUITE AREA	715.48 SQ.FT.	66.47 SQ.M.
BALCONY AREA	26.37 SQ.FT.	2.45 SQ.M.
TOTAL AREA	741.85 SQ.FT.	68.92 SQ.M.

UNIT 13 | LEVEL 01  
UNIT 05, 13 & 17 | LEVEL 02-10

SUITE AREA	715.80 SQ.FT.	66.50 SQ.M.
BALCONY AREA	26.05 SQ.FT.	2.42 SQ.M.
TOTAL AREA	741.85 SQ.FT.	68.92 SQ.M.

UNIT 09 | LEVEL 11 & 12-16

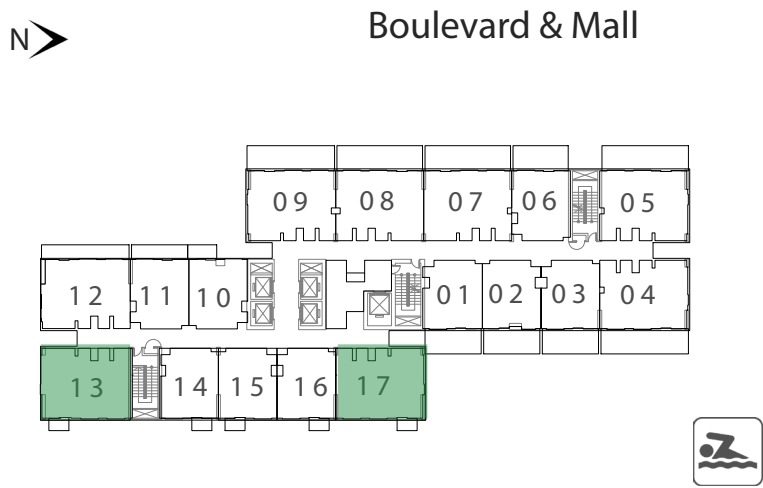
SUITE AREA	715.15 SQ.FT.	66.44 SQ.M.
BALCONY AREA	26.37 SQ.FT.	2.45 SQ.M.
TOTAL AREA	741.52 SQ.FT.	68.89 SQ.M.

UNIT 09 | LEVEL 02-10

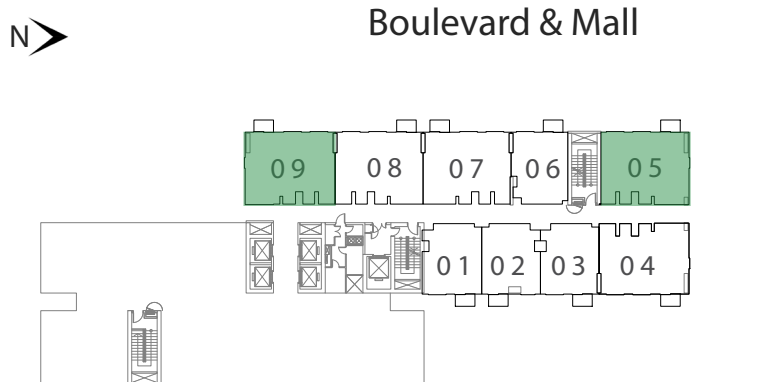
SUITE AREA	715.48 SQ.FT.	66.47 SQ.M.
BALCONY AREA	26.05 SQ.FT.	2.42 SQ.M.
TOTAL AREA	741.53 SQ.FT.	68.89 SQ.M.

KEY PLAN - TOWER II

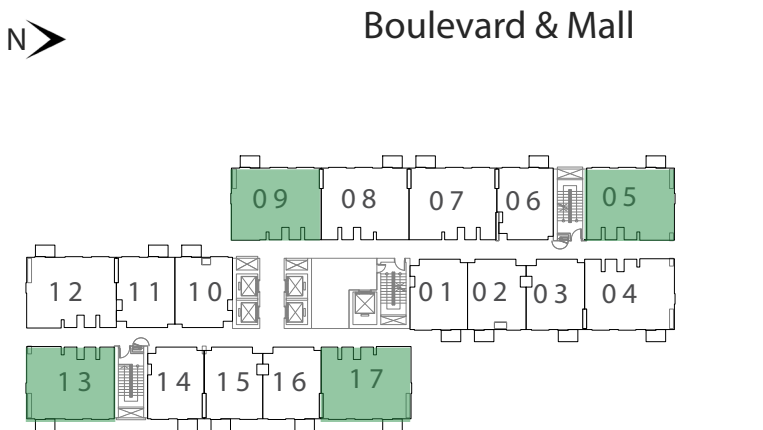
LEVEL 01



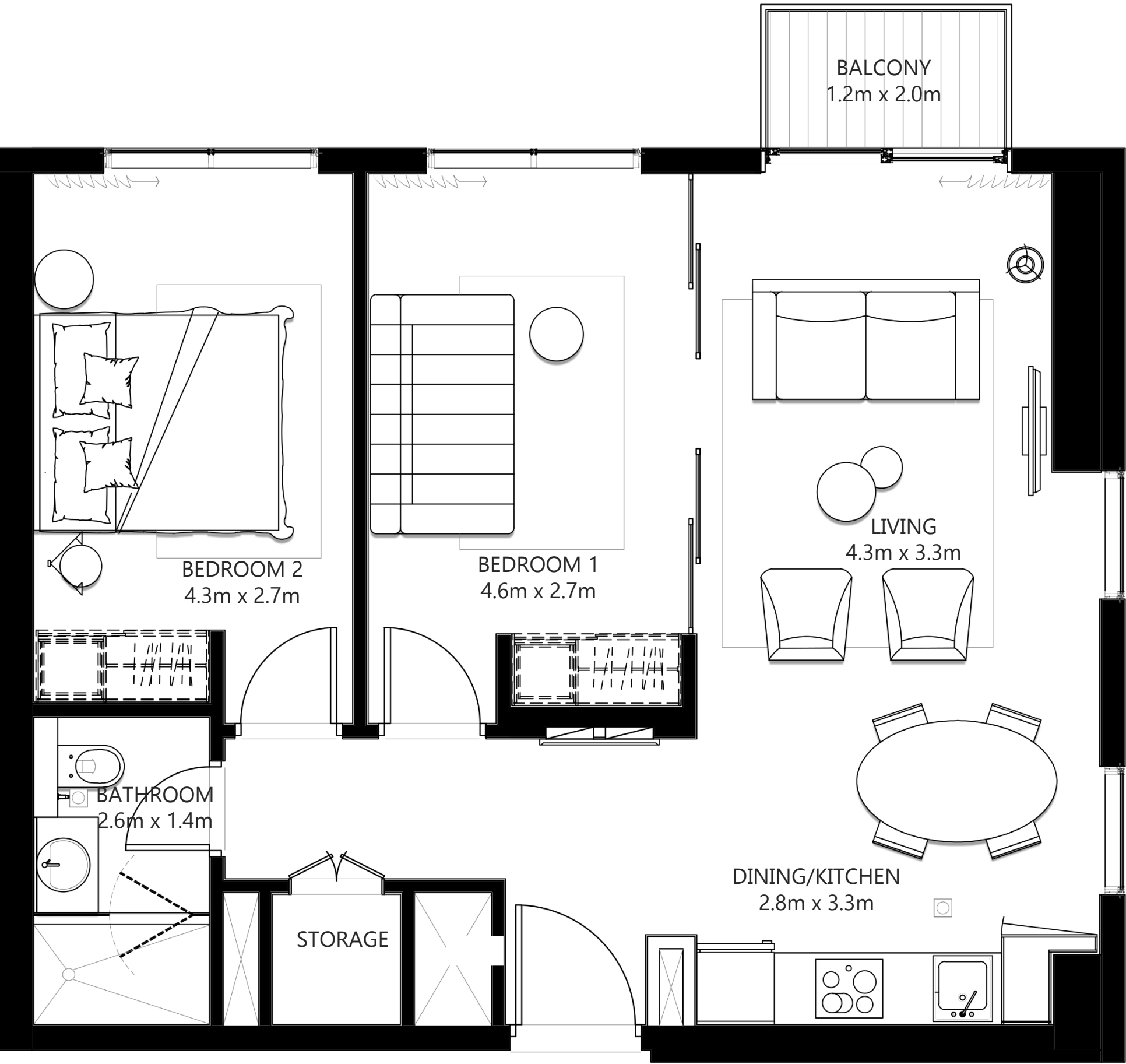
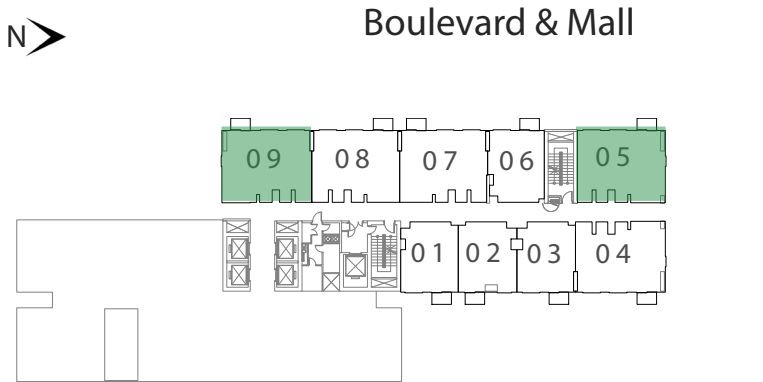
LEVEL 11



LEVEL 02-10



LEVEL 12-16



**FLOOR PLAN** 1. All dimensions are in imperial and metric, and measured from finish to finish excluding construction tolerances. 2. All materials, dimensions, and drawings are approximate only. 3. Information is subject to change without notice, at developer's absolute discretion. 4. Actual area may vary from the stated area. 5. Drawings not to scale. 6. All images used are for illustrative purposes only and do not represent the actual size, features, specifications, fittings, and furnishings. 7. The developer reserves the right to make revisions / alterations, at it's absolute discretion, without any liability whatsoever.

COLLECTIVE  
TOWER II  
2 BEDROOM

UNIT 05 | LEVEL 01

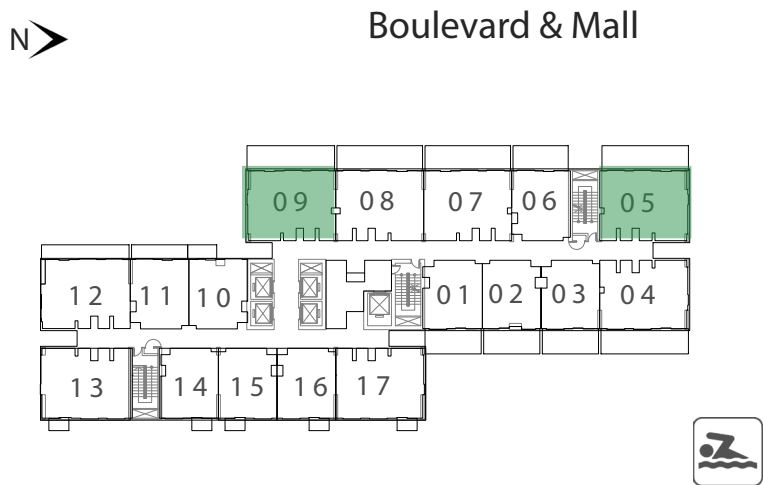
SUITE AREA	715.48 SQ.FT.	66.47 SQ.M.
BALCONY AREA	223.03 SQ.FT.	20.72 SQ.M.
TOTAL AREA	938.51 SQ.FT.	87.19 SQ.M.

UNIT 09 | LEVEL 01

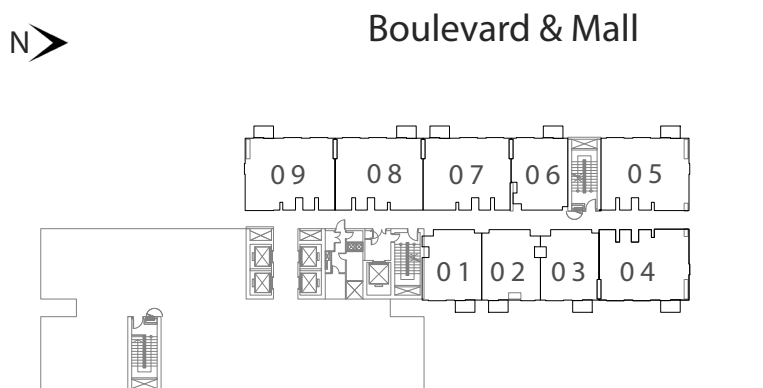
SUITE AREA	715.15 SQ.FT.	66.44 SQ.M.
BALCONY AREA	225.61 SQ.FT.	20.96 SQ.M.
TOTAL AREA	940.76 SQ.FT.	87.40 SQ.M.

KEY PLAN - TOWER II

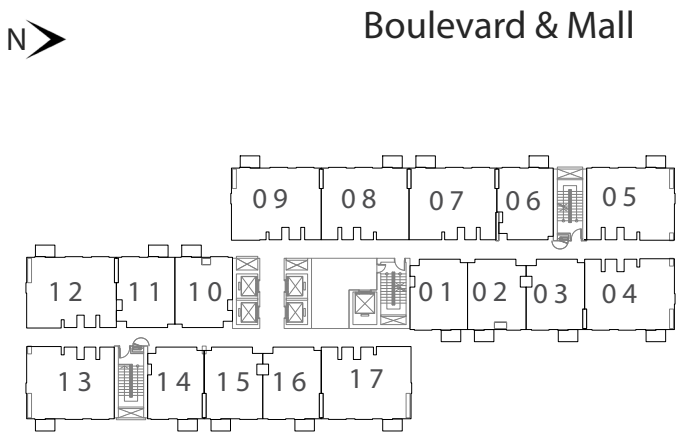
LEVEL 01



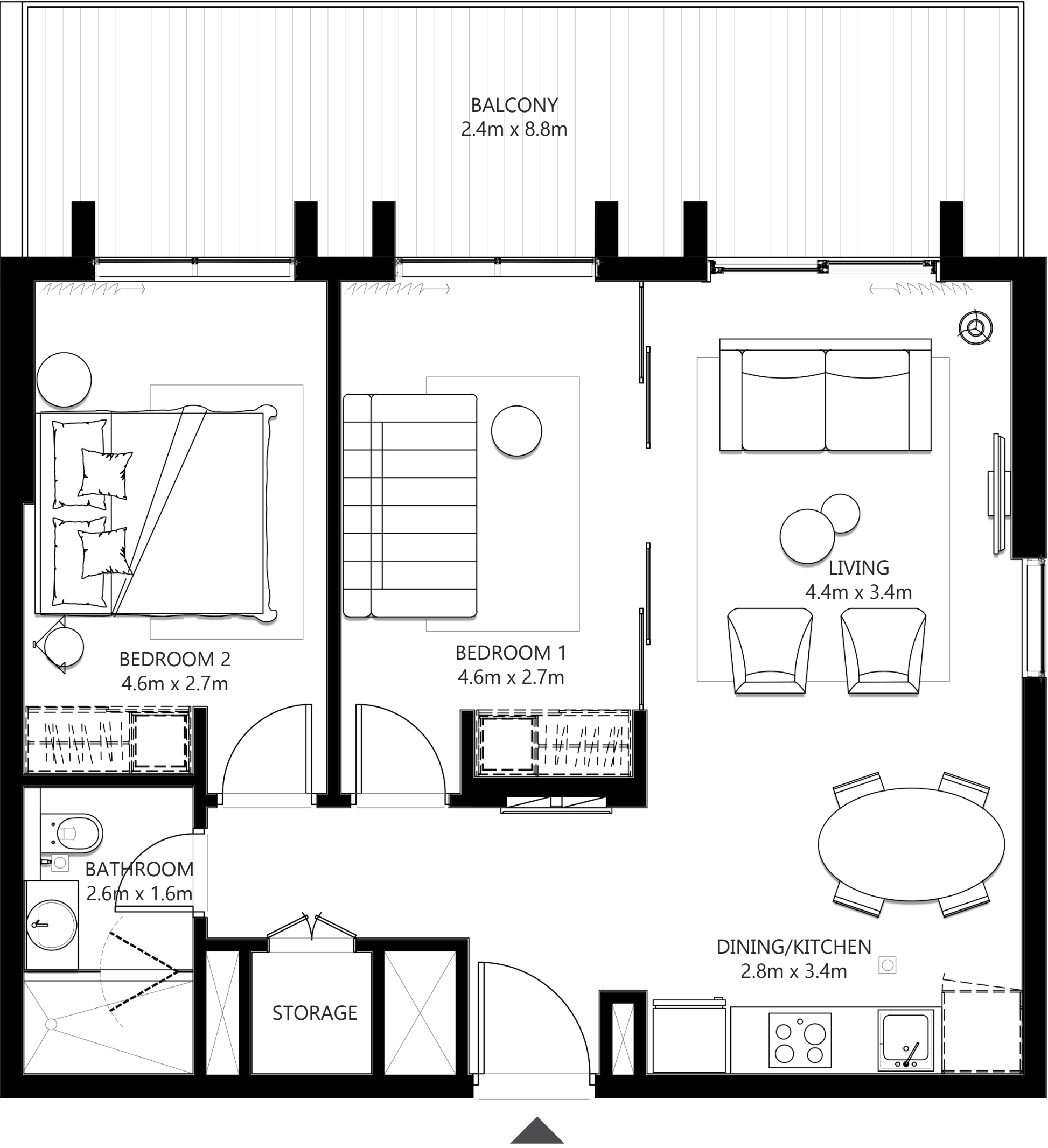
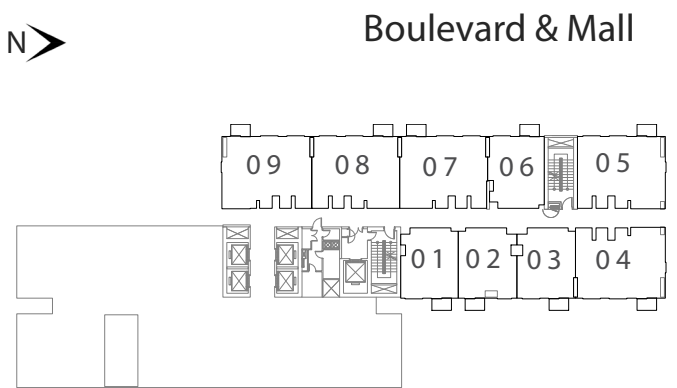
LEVEL 11



LEVEL 02-10



LEVEL 12-16



**FLOOR PLAN** 1. All dimensions are in imperial and metric, and measured from finish to finish excluding construction tolerances. 2. All materials, dimensions, and drawings are approximate only. 3. Information is subject to change without notice, at developer's absolute discretion. 4. Actual area may vary from the stated area. 5. Drawings not to scale. 6. All images used are for illustrative purposes only and do not represent the actual size, features, specifications, fittings, and furnishings. 7. The developer reserves the right to make revisions / alterations, at it's absolute discretion, without any liability whatsoever.